

600282

2022



1

<http://www.sse.com.cn/>

2

3

4

5

10

2.5

2022

1

A			600282	/

	025-57072073	025-57072073
	nggf@600282.net	nggf@600282.net

2

1

IMF

2022

3.4%

2

121.02

9.4%

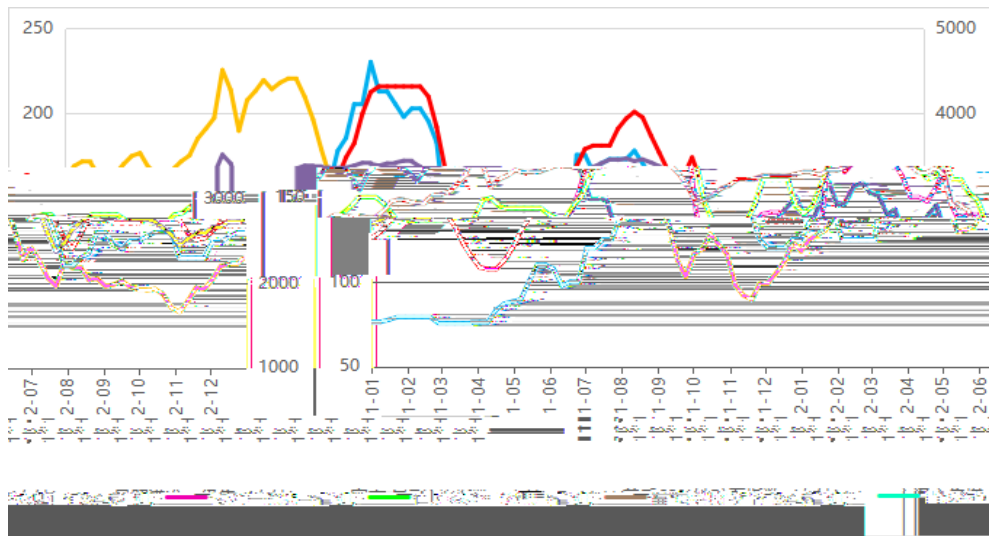
3.0%

9.1%

2022

5.1%

10.0%



2021 2022

62%

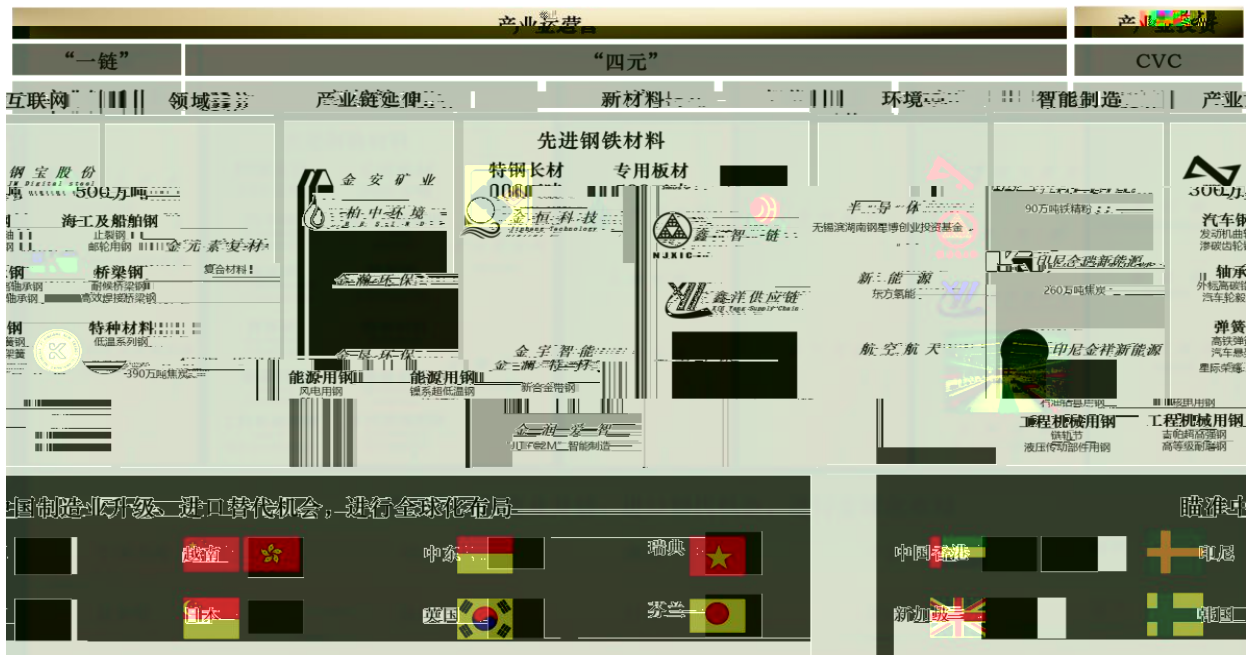
wind

mysteel I

1

CVC Corporate Venture Capital

产业地图



2

1 " "

100mm

100mm

100mm API 2H-50
PCTC

250

45%
CRCC

S355J2W
Q460NE

160km

Q1100E 2,600

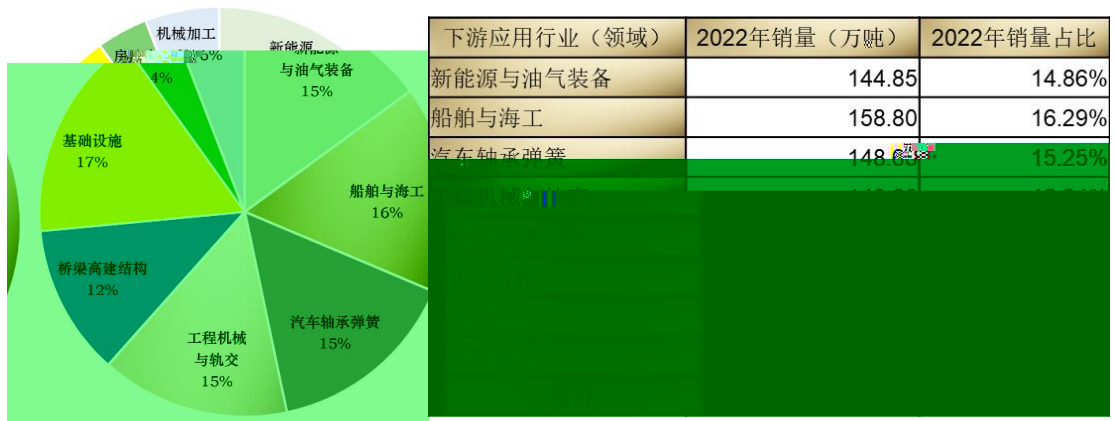
" "

3.22

162%

Q345-Q420qEHW

10.9 12.9



2022

B

" "

5

2000 JČ

" " " "

350,697,394

53.57%
94.17%

"

/

18.59%

3.07

14.22

12.89%

32.36%

4.07

AI

"

"

"

"

"

C2M

"

C2M

JIT+C2M

2022 7

C

2 " "

650

650

260 390

260

1# 2# 3# 4#

9.18 2,144.57

390

29.79

2# 1



68%

90

3 CVC

4.01%

5,000

2018 4 5,000

2.64%

3

"

+

"

"

"


"

"

650

3

3.1 3



;

3.2

	1-3	4-6	7-9	10-12
	17,313,043,177.97	18,281,606,660.09	17,049,884,025.33	18,022,389,980.67
	749,339,930.16	815,701,957.88	511,855,271.16	84,569,361.10
	801,628,444.63	682,833,995.43	451,498,655.96	93,235,385.66
	532,834,205.24	1,514,060,710.31	429,352,969.22	1,276,273,370.72

4

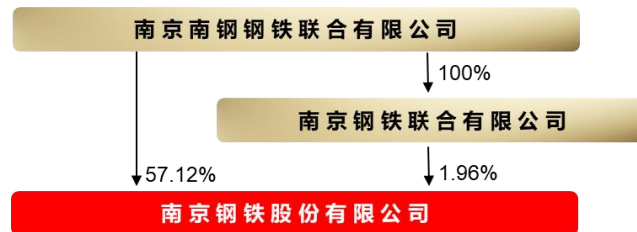
4.1

10


							86,997
							84,151
10							
			(%)				
	+14,539,819	3,522,419,593	57.12	1,698,163,773		0	
	+173,043,009	173,043,009	2.81	0		0	
	+3,294,108	125,506,289	2.04	0		0	
	+122,642,700	122,642,700	1.99	0		0	

	-131,070,098	115,835,365	1.88	0	0	0
	+75,223,123	106,149,572	1.72	0	0	0
	-10,865,600	49,383,866	0.80	0	0	0
	+38,462,400	38,462,400	0.62	0	0	0
	-7,457,600	28,728,300	0.47	0	0	0

4.2



4.3



4.4

10

5

5.1

2019	19 MTN001	101900053.IB	2022-01-18	0	5.50
2019	19 MTN002	101901664.IB	2022-12-05	0	5.35
2020	20 MTN001	102001076.IB	2023-05-27	500,000,000	4.59

2019	
2019	
2020	

5.2

2

	2022	2021	%
%	58.83	53.06	5.77
	2,029,196,481.68	3,689,835,472.71	-45.01
EBITDA	19.82%	39.94%	20.12

1

	"	"	"	"
		53.57%		
350,697,394		94.17%		
650				