


600282

2023



		2,500
		3,800
		PT. KinXiang, New Energy Technologies Indonesia
		22,000
		197,586.94)
		7.1419



0

1,052,008.06

40.42

%

2025 7 25

100%

2,500

100%

22,000

2025

2,500

3,500

2025

119,129.84

24,870.16

2024 12 26

2025 1

22

2025

2025

2025

6,000

2025

144,000


2024 12 27


<http://www.sse.com.cn/>

2025

2024-081

1





100%

91410500MA47YC5W2Q

2020 1 2

285

10,000

2024 12 31 /2024

15,426.51

6,767.88

8,658.63

						2%
	2021	8	12			
	16,393.68					
	A.					KBLI19100
		B.				
		KBLI46610				A
		C.				KBLI46651
			2024	12	31	/2024
						78,910.03
						63,300.77
						15,610.26
						12,929.49
						-639.41

1

2

3

2,500

4

5

11.42% 37.58%

1

2

3

4

5

22,000

100%

105.20

79.23

40.42% 30.44%

2025 7 26