



# 2023年年度报告

ANNUAL REPORT 2023



南京钢铁股份有限公司  
NANJING IRON & STEEL CO., LTD.

二零二三年年度报告

# 一图看懂南钢股份2023年业绩

## 经营业绩

2023年，南钢股份坚持新发展理念，克服钢铁行业供需矛盾、原燃料价格高位波动、内部生产与项目建设双线作战等影响，实现归属于上市公司股东的净利润21.25亿元，经营业绩稳健。

### 营业收入 (亿元) | 归母净利润 (亿元)



### 经营活动产生现金流量净额 (亿元) | 总资产 (亿元)



### 归属于上市公司股东的净资产 (亿元)



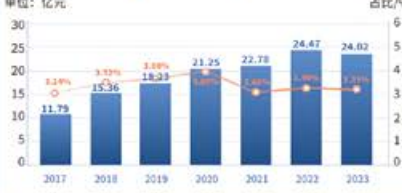
### ROE (%) | EPS (元/股)



## 科创引领创新驱动

公司研发投入连续多年超过营业收入的3%，打造行业领先的研发和创新能力。

### 研发投入 | 研发投入占营业收入比例



### 新品研发

- 公司研发新产品30项，其中29项当年实现产业化，产业化率近100%；
- 23项新产品新技术通过省级鉴定，其中18项达到国际领先或国际先进水平，多项产品填补国内空白，打破垄断。

## 回报股东

### 现金分红总额 | 占归母净利润比例



已连续制定三期《未来三年股东回报规划》，最新一期分红规划明确：

- 2024年-2026年，分红比例不低于该年度归母净利润的30%；
- 缩短分红周期，将分红周期从年度变更为半年度。

公司第九届董事会第二次会议审议通过《2023年年度利润分配预案》，拟每股派发现金红利0.25元(含税)，共计派发现金分红15.41亿元，占归母净利润的72.52%。

2018~2022年，每股派息分别为0.3元、0.3元、0.25元、0.3元、0.25元。自分红规划以来，公司已累计实现分红75.7亿元，分红比例均值48%。

## 市场认可

- 第七届中国工业大奖
- 全球50大钢铁企业第41位
- 世界钢铁企业技术竞争力排名序列第10位、中国第5位
- 连续7年荣获钢铁企业竞争力(暨发展质量)极强A+
- 国家企业技术中心
- 国家技术创新示范企业
- 2023上市公司董办最佳实践
- 2023上市公司董事会最佳实践
- 2022年年报业绩说明会优秀实践
- 第十四届天马奖 中国上市公司投资者关系新媒体奖
- 2023年第七届路演中中国卓越IR“最佳信批奖”“最佳资本市场沟通奖”

注：全球50大钢铁企业排名和世界钢铁企业技术竞争力排名系统根据全球钢铁企业2022年粗钢产量及相关数据进行评估。世界钢铁企业竞争力排名系统根据全球钢铁企业2022年营业收入、净利润、净资产、总资产、研发投入、环保投入、社会责任等指标进行综合评估。南钢股份在两项排名中均位列前列。

## "四元一链"强生态

### 新材料



**金元素复材**  
先进复合金属材料综合方案解决商

### 新智造



**金恒科技**  
专注于制造业智能制造和数字化转型发展的“智改数转”综合服务商



**金字智能**  
提供无损智能检测产品和解决方案

### 新能环



**柏中环境**  
水务环境领域综合服务商

### 新互联



### 蔚蓝高科技集团

- 2020年11月 公告金瑞新能源260万吨焦炭项目；
- 2021年6月 公告金祥新能源390万吨焦项目；
- 2022年5月 印尼金瑞新能源2#焦炉出焦；
- 2022年10月 印尼金瑞新能源1#焦炉出焦；
- 2023年5月 印尼金瑞新能源3#焦炉出焦；
- 2023年12月 印尼金瑞新能源4#焦炉出焦；
- 2023年9月 印尼金祥新能源1#焦炉点火烘炉；
- 2024年1月 印尼金祥新能源2#焦炉出焦。

2023年，印尼金瑞新能源焦炭销量146.06万吨；实现营业收入39.08亿元、净利润5.59亿元。

创建国际一流受尊重的企业智慧生命体  
CREATE A WORLD-CLASS AND RESPECTED ENTERPRISE INTELLIGENT LIFE

10

2.5

2023

“ ”

”



# 全球竞争力先进材料智造商

GLOBALLY COMPETITIVE ADVANCED  
MATERIAL INTELLIGENT MANUFACTURER



# CONTENTS 目录

..... 1

..... 3

..... 6

..... 31

..... 47

..... 54

..... 70

..... 76

..... 77

..... 79

..... 194


1	
2	
3	





# 绿色 智慧 人文 高科技

ENVIRONMENTAL SMART CULTURE HIGH TECHNOLOGY





C2M  
JIT  
LNG  
LEG  
LPG

Customer to Maker  
Just In Time

Nanjing Iron & Steel Co., Ltd.

		<a href="http://www.sse.com.cn/">http://www.sse.com.cn/</a>
/	/	/

	025- 57072073	025- 57072073
	025- 57072064	025- 57072064
	nggf@ 600282.net	nggf@ 600282.net

	210035
	<a href="http://www.600282.net">www.600282.net</a>
	<a href="mailto:webmaster@600282.net">webmaster@ 600282.net</a>

	<a href="http://www.sse.com.cn/">http://www.sse.com.cn/</a>

A			600282	/

			106	B 14 20

	2023		2022	2021
	- 126,934,448.88	1	- 73,697,098.79	- 50,019,936.38
	211,319,669.47	1	209,031,867.59	160,201,454.57
	199,056,383.08	1	- 5,009,308.00	349,844,128.69
		/		13,658,384.03
	21,816,470.37	1	14,030,449.54	26,447,497.76
		/	4,866,601.60	2,710,899.25
	990,015.89	1		
		/	111,723,285.34	112,996,265.67
	- 4,597,107.63	1	- 64,342,933.87	- 6,410,421.99
	45,253,406.57	1	35,810,329.15	85,091,139.95
	22,498,135.87	1	28,522,495.64	10,173,347.92
	233,899,439.86	/	132,270,038.62	514,163,783.73

1 ---  
1 ---

	1,804,342,215.11	1,243,302,288.19	- 561,039,926.92	150,613,355.95
	89,342,160.00	96,290,330.00	6,948,170.00	/
	1,714,351,782.25	1,426,184,034.00	- 288,167,748.25	36,009,500.00
	340,867,978.32	268,052,328.33	,	5 6 2,1390

n

e

25.06% 3.85 4.12 258.79 25.15%  
 24.78 16.66% 5,972.81 / 16.03% 0.26

1 1,039.87 5.63% M 20  
 50

M 19.19  
 S 3.52  
 2

E C2M  
 50

34% EBS MRO

120 85% 125

1 30 " 0 1" 23 18

2100MPa

2 81 / 19

350km/h CRCC

CRCC ISO/TS 22163

5 / 11 /

3 " " " " X80 " " 9%Ni " " 276

4 76 / 11 1 / 5

5 75 32

6 " "

3.52 " " 18 25 " 3 M 19.19 S  
 " " 2023 5G " " 2022 APP " 2023 " 2023  
 " " 2023 CMMM

"	"	"				30	NI	100	LNG	"
"	5Ni	"	30	29	LNG	100		LNG	"	"
3										



25.06%	3.85	4.12	258.79	25.15%
24.78	16.66%	5,972.81 /	16.03%	0.26
		41.98%		

1				
---	--	--	--	--

2				
---	--	--	--	--

V2.0L5	100			CMMI
--------	-----	--	--	------

3			3	
---	--	--	---	--

Metito			/	"
--------	--	--	---	---

4	"	C2M	"	á
---	---	-----	---	---



" 4+2"

(1).

			%	%	%	%
	48,207,382,356.16	42,304,644,490.55	12.24	- 2.48	- 2.40	0.08
	1,290,356,305.58	685,960,009.08	46.84	25.83	28.07	0.93
	3,638,839,475.78	3,322,145,538.28	8.70	306.66	306.78	0.03
	9,318,252,952.30	9,153,906,473.20	1.76	23.64	23.58	0.05
	9,902,358,877.59	9,270,769,230.35	6.38	-13.15	-13.17	0.02
	72,357,189,967.40	64,737,425,741.46	10.53	2.94	3.12	0.16
			%	%	%	%
	27,374,659,635.24	22,811,736,819.62	16.67	-1.15	- 2.66	1.3
	13,416,466,448.63	12,550,068,396.86	6.46	- 3.57	- 0.85	2.56
	7,416,256,272.29	6,942,839,274.06	6.38	- 5.27	- 4.24	1.01
	48,207,382,356.16	42,304,644,490.55	12.24	- 2.48	- 2.40	0.08
			%	%	%	%
	42,713,344,663.29	37,912,066,567.87	11.24	- 6.64	- 6.11	0.5
	5,494,037,692.87	4,392,577,922.67	20.05	49.22	48.27	0.51
	48,207,382,356.16	42,304,644,490.55	12.24	- 2.48	- 2.40	0.08
			%	%	%	%
	31,660,577,804.85	27,378,447,274.66	13.53	- 1.96	- 2.24	0.26
	16,546,804,551.31	14,926,197,215.88	9.79	- 3.47	- 2.68	0.73
	48,207,382,356.16	42,304,644,490.55	12.24	- 2.48	- 2.40	0.08

(2).

			%	%	%
	176.79	175.90	6.64	4.40	5.49
	52.30	52.10	2.43	- 8.56	- 7.71
	73.05	73.07	0.58	30.06	30.46
	530.48	525.64	33.72	4.64	5.34
	207.24	205.93	2.65	6.41	4.65
	1,039.87	1,032.64	46.02	5.63	5.91

99.30%

(3).

(4).

			%	%	%
	23,366,524,451.49	36.04	22,943,615,356.84	36.38	1.84 /
	13,573,042,834.81	20.93	15,004,754,423.19	23.79	- 9.54 /
	1,879,176,153.72	2.90	1,831,976,645.75	2.90	2.58 /
	1,629,709,874.88	2.51	1,492,457,994.51	2.37	9.20 /
	1,856,191,175.64	2.86	2,071,061,819.98	3.28	- 10.37 /
/	42,304,644,490.54	65.24	43,343,866,240.27	68.73	- 6.30 /

3.

			%	
	476,849,447.95	368,571,446.22	29.38	
	1,675,044,899.61	1,493,526,007.59	12.15	
	2,402,465,866.24	2,311,228,973.62	3.95	" "
	481,418,546.48	399,087,241.67	20.63	

4.

(1).

	2,402,465,866.24
	/
	2,402,465,866.24
%	3.31
%	/

(2).

	2,394	
%	18.18	
	42	
	273	
	1,484	
	438	
	157	
30	30	483
30- 40	30 40	783
40- 50	40 50	631
50- 60	50 60	495
60		2
	1,786	22.52%

(3).

	30	29	100%
- 55			550MPa
	3	8	
23		18	"
" "			" "
	"	4	3



									%	
	5,304,840.15	5,069,614.76	5,256,405.59	4,945,373.80	2,737,465.96	2,769,252.16	2,281,173.68	2,343,550.32	16.67	15.37
	1,767,889.14	1,673,076.36	1,759,036.50	1,667,454.41	807,539.18	842,478.47	756,201.92	766,089.78	6.36	9.07
	523,034.38	572,018.27	521,003.75	564,558.50	242,716.18	292,117.09	222,889.75	267,740.94	8.17	8.34
	730,541.49	561,686.92	730,732.46	560,099.91	291,391.28	256,670.94	275,915.17	231,988.94	5.31	9.62
	2,072,413.91	1,967,849.76	2,059,263.80	1,947,522.25	741,625.63	782,845.91	694,283.93	725,016.64	6.38	7.39

3.

1

	1,528,279.78	1,430,263.95	374,682.23	415,665.92
	2,554,723.19	2,160,965.88	637,533.25	672,795.45
	4,083,002.97	3,591,229.83	1,012,215.48	1,088,461.37

2

	/	/	/	/
	3,495,883.60	2,945,151.14	614,179.64	621,298.22
	2,343,344.43	41,345.72	449,171.36	10,170.55
	5,839,228.03	2,986,496.86	1,063,351.00	631,468.77

( )

- 1. 2.90 42.37
- 2.

220KV	310,000,000.00		149,206,234.94	236,200,000.00	/	
0#	532,000,000.00		133,866,348.33	463,960,000.00	/	
	1,207,219,000.00		445,341,068.00	1,063,015,377.99	/	
3#	200,000,000.00		37,894,011.47	176,711,000.00	/	
	1,288,000,000.00		358,218,258.98	1,150,000,000.00	/	
	155,000,000.00		118,244,444.54	132,880,000.00	/	
	330,000,000.00	10%	61,086,065.92	61,086,065.92	/	
390	USD544,684,100.00	80.68%	1,663,644,045.00	3,026,838,161.73	/	
260	USD383,484,000.00	98%	532,005,823	2,020,000,000.00	<3	

834549.OC		90,144,280.00	313,306,585.15	265,810,299.35					579,116,884.50
002139.SZ		41,999,994.00	39,138,557.70	-549,899.52		11,100,984.58	1,213,715.35	27,487,673.60	
000725.SZ	A	49,760,368.51	35,455,841.72	10,134,660.99	15,187,720.00	21,985,336.11	-4,290,000.23	38,792,886.60	
002859.SZ		1,299,649.50	40,716,129.00	-5,842,603.01	18,004,369.00	10,373,074.99	1,569,697.69	42,504,820.00	
603566.SH		4,559,132.98	75,691,508.40	-10,652,690.25			1,866,456.15	65,038,818.15	
300408.SZ		2,998,671.00	53,873,938.80	-3,341,496.94	6,867,600.00	7,244,335.86	1,367,102.34	50,155,706.00	
300470.SZ		38,761,681.20	31,618,266.00	-887,660.94	23,050,528.00	18,842,593.06	1,531,604.51	34,938,540.00	
600941.SH		15,170,741.00	18,189,696.00	3,323,286.16	19,881,052.00	20,453,494.16	7,919,295.74	20,940,540.00	
00941.HK		9,896,917.36	14,607,644.31	5,188,300.05	24,944,857.91	15,379,274.27	4,393,072.96	29,361,528.00	

1,021,916,088.17 270,810,236.26

93.69%

1

2022-07-21 2022-066

2022-073 2022-085 2022-104

SXK728 34,600

4.51% 4,000

2 8,200 8,560

2020-12-5 2020-110 2021-

001 2021-063 28,000

3 60,382 2022-12-31 2022-106

1,500

(1).

									%
	/	8,934.22	694.82	9,629.03	388,573.60	268,733.10	9,629.03		0.13
	/	5,687.45	-5,687.45		70,827.00	327,220.74			
	/	14,621.67	-4,992.63	9,629.03	459,400.60	595,953.84	9,629.03		0.13

2023-01-20

2023-02-11

(2)

4 4 4.



1	2023	35.80	1,039.87	98.10%	725.43	96.34%	39.00
		24.44	68.27%			100%	
2	2024	1,075					
1		740					
2			20.35		23.00		
3							
4							
					2024	" "	
					"	"	
1		" JIT+C2M"					
		PCT					
2		"	"		"	"	
3		"	"	" "	"	"	
4		" A "			" "	" "	
5	2024		20.35				
	A "				5.39		6.16
		8.80					
	2024		23.00			10.21	2023
		12.79					
	( )						

1

2

			50	2024-01-30	2027-01-29	-	-	-	-	-	0
			39	2024-01-30	2027-01-29	-	-	-	-	-	96
			54	2024-01-30	2027-01-29	-	-	-	-	-	48
			43	2024-01-30	2027-01-29	-	-	-	-	-	28
				2016-08-31	2027-01-29						
			56	2015-11-06	2024-01-30	3,800,000	3,800,000	-	-	-	335
				2014-12-08	2024-01-30						
			52	2021-02-08	2027-01-29	600,000	600,000	0	-	-	206
			56	2011-09-20	2027-01-29	1,600,000	1,600,000	0	-	-	188
			57	2013-08-12	2027-01-29	1,600,000	1,600,000	0	-	-	190
				2019-07-09	2027-01-29						
			58	2017-05-12	2027-01-29	600,000	600,000	0	-	-	187
				2024-01-30	2027-01-29						
			47	2020-12-22	2024-01-30	3,400	3,400	0	-	-	0
			46	2021-02-08	2027-01-29	0	0	0	-	-	150
			53	2021-02-08	2027-01-29	0	0	0	-	-	148
			51	2008-03-20	2027-01-29	700,000	700,000	0	-	-	149
			42	2021-02-08	2027-01-29	420,000	420,000	0	-	-	82
				2017-12-25	2024-01-30						
			56	2021-02-08	2024-01-30	2,150,000	2,150,000	0	-	-	254
			59	2013-12-28	2024-01-30	1,600,000	1,600,000	0	-	-	0
			49	2019-04-12	2024-01-30	0	0	0	-	-	0
			55	2020-07-09	2024-01-30	0	0	0	-	-	0
			58	2017-12-25	2024-01-30	0	0	0	-	-	15
			57	2017-12-25	2024-01-30	0	0	0	-	-	15
			60	2012-02-13	2023-08-25	1,600,000	1,600,000	0	-	-	51
			58	2020-12-22	2024-01-30	0	0	0	-	-	70
			54	2020-12-22	2024-01-30	168,300	168,300	0	-	-	70
			53	2020-12-22	2024-01-30	0	0	0	-	-	20
			59	2020-12-22	2024-01-30	0	0	0	-	-	20
/		/	/	/	/	18,374,701	18,374,701	0	/	/	2,337

	1965	5								
	1967	12								
	1972	7								
	2		ú					5820		15-11



			2020-04	2023-12
			2020-04	2023-12
			2020-04	2023-12
			2020-04	2023-12
			2014-10	
			2019-03	2023-12
			2019-03	2023-12
			2020-05	

				2019-08
				2017-12
				2019-12
				2023-11
				2017-03
				2021-03
				2012-03
				2016-03
				2023-11
				2022-10
				2023-11
				2016-01
				2015-09

2.

			2014-12	
			2015-02	
			2015-04	
			2017-03	
			2018-07	
			2020-12	
			2021-01	2023-08
			2016-04	
			2020-04	
			2015-06	
			2020-06	
			2023-03	
			2023-02	
			2020-06	
			2020-06	
			2019-03	
			2021-07	
			2021-07	
			2022-12	
			2022-12	
			2022-12	
			2019-09	
			2021-02	
			2021-02	
			2021-02	
			2021-02	
			2022-03	
			2023-11	
			2021-07	
			2020-06	
			2023-09	
			2020-06	
			2021-02	
			2014-07	
			2022-06	
			2022-05	
			2022-09	
			2021-05	

				2016-10
				2017-09
				2021-03
				2021-11
				2021-04
				2021-06
				2016-11
				2021-11
				2022-10
				2023-11
				2018-07
			CFO	2024-02
				2017-02
				2020-07
				2020-07
				2020-07
				2023-07
				2020-08
				2020-10
				2020-11
				2023-11
				2021-01
				2021-08
				2023-08
				2021-12
				2023-08
				2021-01
				2023-01
				2022-11
				2017-01
				2020-05
				2023-10
				2017-11
				2018-07
				2021-01
				2019-03
				2019-09
				2023-01
				2020-02
				2020-04
				2023-12
				2020-12
				2023-12
				2021-06
				2023-05
				2021-12
				2022-01
				2023-04
				2022-10
				2022-10
				2010-06
				2020-05



		1
		2 2022
		3 2022
		4
		5 2022
		6 2022
		7 2022
		8 2023
		9 2023
	2023-03-28	10 2023

		11	
		12	2022
		13	2022
		14	2022
		15	
		16	
		17	
		18	
		19	2022
	2023-04-27	2023	
	2023-07-26		
	2023-08-25	1 2023 2 2023 3 4	
	2023-10-22		
	2023-10-27	1 2023 2	
	2023-12-28	1 2 3 4 5 6 7 8	2024-2026

( )

		9	9	5	0	0		3
		9	9	5	0	0		2

		9	9	6	0	0		2
		9	9	8	0	0		2
		9	9	9	0	0		3
		9	9	4	0	0		0
		9	9	8	0	0		3
		9	9	8	0	0		3
		9	9	8	0	0		3

		9
		5
		4
		5

( )  
( )

( )

	ESG		

( )

	1 2023		
	2 2023		
2023-01-18	3 2023	/	/
	4 2023		
	5 2023		
	6 2023		
2023-02-03	2022	/	/
2023-02-28		/	/

--	--	--	--

2023-03-14 /

2023-03-28	1 2022 2 2022 3 2022 4 2022 5 2022 6 7 2022 2023 8 2022 9 2022 10 2022 11 12 13	/	/
2023-04-27	2023	/	/
2023-08-25	1 2023 2 2023 3	/	/
2023-10-22	>	<	/
2023-10-27	2023	/	/
2023-12-28	2023	/	/

--	--	--	--

2023-03-28 <2023 2022 > / /

--	--	--	--

2023-03-14 ESG / /

2023-03-28 ESG / /

2023-03-28	2022	/	/
	2022		

( )

( )

	4,526
	8,640
	13,166
	36
	8,537
	680
	2,814
	245
	890
	13,166
	4,461
	3,084
	4,216
	1,405
	13,166

7,930

( )

" " " "


e

( )

	:	:
10		0
10		2.5
10		0

2023


92,650

1.

100%

134.0697

4.9055

1,502.3411

2,505.2581

2,821.0702

1

2023

2023

							2023	1-12		
					/	/				
			27		30					
						20	GB28665- 2012			
		59			50			736.5248	2,158.0880	
			38		20					
						30	GB28664- 2012			
					100					
			6		30					
					10		GB13271- 2014 GB13223- 2011			
		41			20			735.7838	2,739.9940	
			35		25		GB28663- 2012			
			5	15			GB28663- 2012			/
			24	18	30					
						20	GB28665- 2012	26.8571	27.5500	
			2		25		GB28663- 2012			
			3		40					
		48			27		GB28662- 2012	1,321.9045	9,274.7530	
			16		30					
					50		GB16171- 2012			
					80					
	/	/	172	/	/	/	/	2,821.0702	14,200.3850	



				2023 14	2023-08
				2023 63	2023-07
				/	2023-01
				/	2023-05
		2#2550		/	2023-08
				/	2023-09
				/	2023-11
				2023 24	2023-03
				2023 06	2023-06
				2023 62	2023-05
				2023 06	2023-06

H

6.

2

--	--	--	--	--	--

0

--	--	--	--	--	--

		/	
--	--	---	--

45  
45  
/  
/  
/

15

"

"

30



--	--	--	--	--	--	--	--	--	--	--	--

2016

/ /

2023  
12  
4

Or

				2016					/	/
			1							
			2							
			3							



--	--	--	--	--	--	--	--	--	--	--	--	--	--	--	--	--	--	--	--	--




							%
						444,344,253.85	0.61
						334,426.12	0.00
						1,580,674,972.67	2.18
						18,051,414.17	0.02
						9,135,995.02	0.01
						318,340.67	0.00
						6,625,168.96	0.01
						279,330.19	0.00
						4,457,560.92	0.01

2

							%
						753,311,226.89	1.16
						137,665.87	0.00
						41,673,761.10	0.06
						173,642.18	0.00
						21,940,642.21	0.03
						6,136,247.79	0.01
						47,261,169.81	0.07
						43,180.09	0.00
						39,508,964.34	0.06
						1,747,916.81	0.00
						5,954,565.81	0.01
						117,311.50	0.00
						302,735.39	0.00
						3,248,006.78	0.01
				3,248	Q		

3,28

I U



1.  
(1)

		890,000,000.00	0	/
"	"	7,410,000,000.00	1,520,000,000.00	/

(2)

(3)

2.  
(1)

(2)

(3)

3.

( )

( )

						(1)	2	(3)	% (2)/(1)	4	% 5 =(4)/(1)
	2	)									





	3,522,419,593		3,522,419,593
	157,460,130		157,460,130
	121,167,491		121,167,491
	113,363,583		113,363,583
	105,279,402		105,279,402
	81,502,800		81,502,800
MORGAN STANLEY & CO. INTERNATIONAL PLC.	47,344,015		47,344,015
	45,555,100		45,555,100
	45,228,666		45,228,666
	39,112,400		39,112,400

	/
	/
2	
3	
4	
5	



	/	%		%
MORGAN STANLEY & CO. INTERNATIONAL PLC.			47,344,015	0.77
			39,112,400	0.63

( )  
1

	1982 9 15
	A H A A A A H A A A

2

3

( ) 10

( )  
1


40.90%      3.69 /      2023 12 13      2024 1 11  
2023 12 28

2024 1 11  
421      225,490,377      3.66%

1.

							%					
2020	20 MTN001	102001076.1B	2020-05-25	2020-05-27	2023-05-27	0	4.59					

2020	
------	--

2.

3.

	25	/		010- 88007083
	288	/		0571- 87659885

4.

2020	500,000,000	500,000,000	0			

5.

6.

7.

2024 00151

2023

2023 12 31

2023 12 31

2023

( )

( )

( ) 2

	2023	2022	%	
	1,891,394,518.57	2,029,196,481.68	- 6.79	
	0.93	0.85	9.17	
	0.66	0.65	2.28	
%	61.28	58.83	2.45	
EBITDA	20.77%	19.82%	0.95	
	4.50	5.07	- 11.28	
	4.92	5.96	- 17.38	
EBITDA	7.63	6.48	17.76	
%	100.00	100.00	/	
%	100.00	100.00	/	

		16	10	
2023 12 31		8,909,514,458.99		1
	209,487,402.49			2
		" "		3

2023

2023 12 31

:

:

		2023 12 31	2022 12 31
	1	9,290,441,470.09	11,757,924,887.36
	2	1,243,302,288.19	1,804,342,215.11
	3	96,290,330.00	89,342,160.00
	4	277,504,251.16	469,271,797.17
	5	2,923,296,987.97	2,830,610,026.89
	7	3,874,492,033.58	3,956,057,031.94
	8	1,623,636,840.77	1,399,544,148.45
	9	1,794,812,812.97	151,668,205.54
	10	8,700,027,056.50	7,034,011,023.03
		395,761,079.33	146,171,868.19
	13	1,201,633,044.94	1,112,638,036.62
		31,421,198,195.50	30,751,581,400.30
	16	27,042,419.51	72,427,164.54
	17	409,398,587.89	555,566,751.98
	18	1,426,184,034.00	1,714,351,782.25
	19	268,052,328.33	340,867,978.32
	20	5,971,656.19	6,923,774.20
	21	28,187,258,241.52	26,452,048,786.40
	22	5,166,236,421.19	6,061,192,038.70
	25	239,962,812.91	263,279,220.77
	26	4,308,176,636.72	4,875,591,968.93
	27	369,362,157.94	1,762,836,435.77
		19,444,995.58	16,805,416.62
	29	680,475,817.41	536,034,709.61
	30	647,736,453.11	1,265,326,207.81
		41,755,302,562.30	43,923,252,235.90
		73,176,500,757.80	74,674,833,636.20

2024 3 8









2023											
	( )										
	6,166,701,011.00		4,684,331,733.39	5,537,416.98	234,427,860.48	65,773.29	1,624,243,649.52		13,366,927,927.00		26,071,160,537.70
											4,675,421,443.91
											30,746,581,981.61
	6,166,701,011.00		4,684,331,733.39	5,537,416.98	234,427,860.48	65,773.29	1,624,243,649.52		13,366,927,927.00		26,071,160,537.70
*	-1,610,000.00		-26,085,760.03	-5,537,416.98	-98,006,055.63	722,263.17	414,621,198.28		176,581,220.95		471,760,283.72
					-90,824,842.08				2,125,293,958.43		-2,884,973,964.19
2	8,000										119,352,217.87
											2,034,469,116.35
											4,675,421,443.91
											30,746,581,981.61

( )

2022											
	( )										
	6,158,916,011.00		5,542,951,376.56	39,023,616.98	202,406,493.73	2,852,940.40	1,399,718,149.23		13,119,395,552.01		26,387,216,905.95
											757,566,657.16
											27,144,783,563.11
	6,158,916,011.00		5,542,951,376.56	39,023,616.98	202,406,493.73	2,852,940.40	1,399,718,149.23		13,119,395,552.01		26,387,216,905.95
*	7,785,000.00		1,363,417,159.87						155,850,568.27		1,519,267,718.14
											281,195,201.79
											1,800,462,919.93
	6,158,916,011.00		6,906,368,536.43	39,023,616.98	202,406,493.73	2,852,940.40	1,399,718,149.23		13,275,246,110.28		27,906,484,624.09
											1,038,761,858.95
											28,945,246,483.04
*	7,785,000.00		-2,222,036,803.04	-33,486,200.00	32,021,366.75	-2,787,167.11	224,525,500.29		91,681,816.72		-1,835,324,086.39
											3,636,659,584.96
											1,801,335,498.57
	7,785,000.00		-2,224,870,363.04	-33,486,200.00	32,021,366.75				2,161,466,520.30		2,193,487,887.05
1			8,861,338.85								162,071,722.16
2											2,355,599,609.21
3			39,429,725.96								3,699,683,732.18
4			-2,273,161,427.85								3,665,923,972.93
											50,132,538.85
											3,716,056,511.78
1											39,429,725.96
2											33,759,759.25
3											-2,239,401,668.60
4											-1,845,259,203.29
											-225,095,869.38
1											-1,845,259,203.29
2											-2,070,355,072.67
3											-225,095,869.38
4											-2,070,355,072.67
1											39,429,725.96
2											33,759,759.25
3											-2,239,401,668.60
4											-1,845,259,203.29
											-225,095,869.38
1											-1,845,259,203.29
2											-2,070,355,072.67
3											-225,095,869.38
4											-2,070,355,072.67
1											39,429,725.96
2											33,759,759.25
3											-2,239,401,668.60
4											-1,845,259,203.29
											-225,095,869.38
1											-2,787,167.11
2											208,464,592.74
											-211,251,759.85
											2,833,560.00
											26,071,160,537.70
											4,675,421,443.91
											30,746,581,981.61



8 22

91320000714085405J

2024 3 8

[1999]23  
2000 9 19

1999 3 18 2000

2

1.

-

2.

12

2023 12 31

12

7.

" 11 " " 13 " " 16 " " 21 " " 34 " " 37

/ "

1.

2.

1 1 12 31

3.

12

2

3

1

4

4.

5.

8.

	10,000
	15,000
	5%

6.

1

8 ---

3

4

1

2

13

30

12

12

---		
---		
---		
---		
---		
---		
---		1

	%
	5
	10
	30
	50
	80
	100

	%
	5
	20
	50
	100

14.

13

13

15.

13

13

13

16.

17.

18.

1

2

19.

1

2

A

B

A  
B

3

7

4

20.  
(1).

22 ---

22 ---

22 ---

22 ---

(1).

(1).

1  
2

	20	
	5-10	
	10	
	10	
	10	

14

PPP

PPP

6 ---

PPP

BOT TOT

(2).

A  
B  
C  
D  
E

14 ---

1 ---

27.

23.

1

24.

25.

30.  
(1).

2

(2).

(3).

33.

(4).

34.  
(1).

1

31.

1

13 --

2

( )

3

32.

2

1

(2).

1  
2

1

( )

12

40,000

2

3

36.

1

2

39.

1

1

2

" "

37.

/

		2020 9 1	2.5%
	/		4%
			5%

q

--	--	--

4 0 .





	121,325,963.21	42,428,937.70	- 83,290.16	- 21,079,683.42	142,591,927.33
	121,325,963.21	42,428,937.70	- 83,290.16	- 21,079,683.42	142,591,927.33

(4).

(5).

(4).

	83,290.16

(5).


7  
(1).

	3,874,492,033.58	3,956,057,031.94
	3,874,492,033.58	3,956,057,031.94

(2).

	2,814,806,369.61
	2,814,806,369.61

(3).

	6,645,760,059.85
	6,645,760,059.85

(4).

		%		%		%	
	3,874,492,033.58	100.00		3,874,492,033.58	3,956,057,031.94	100.00	3,956,057,031.94

		%		%		%
	3,874,492,033.58	100.00	3,874,492,033.58	3,956,057,031.94	100.00	3,956,057,031.94
	3,874,492,033.58	/	/	3,874,492,033.58	3,956,057,031.94	/

		%
---	3,874,492,033.58	
	3,874,492,033.58	

---

(5).

(6).

(7).

(8).

8

(1).

		%		%
1	1,590,317,956.68	97.95	1,376,221,126.66	98.33
1 2	15,761,573.74	0.97	12,253,955.26	0.88

		%		%
2 3	6,978,219.59	0.43	4,171,174.98	0.30
3	10,579,090.76	0.65	6,897,891.55	0.49
	1,623,636,840.77	100.00	1,399,544,148.45	100.00

1

(2).

		%
1	621,145,632.96	38.26
2	57,862,337.00	3.56
3	50,000,000.00	3.08
4	45,604,855.50	2.81
5	44,981,670.68	2.77
	819,594,496.14	50.48
	819,594,496.14	50.48%

9

	1,794,812,812.97	151,668,205.54
	1,794,812,812.97	151,668,205.54

(1).

(2).

(3).

(4).

(5).

1	1,760,321,685.65	119,673,665.90
1 2	27,057,283.07	22,178,572.14
2 3	12,532,866.17	27,249,836.31
3		
3 4	14,302,230.56	1,539,871.63
4 5	1,460,009.01	3,301,129.39
5	36,096,142.99	34,095,013.60
	1,851,770,217.45	208,038,088.97

(2).

	23,395,294.76	11,347,996.41
	24,558,569.38	25,269,063.58
	141,372,409.54	140,062,521.91
	1,625,798,728.36	
	9,223,968.41	9,523,968.41
	27,421,247.00	21,834,538.66
	1,851,770,217.45	208,038,088.97

1,615,138,812.20

10,659,916.16

(3).

	56,369,883.43	14,350,514.23		- 13,762,993.18	56,957,404.48
	56,369,883.43	14,350,514.23		- 13,762,993.18	56,957,404.48

	11,464,415.10	2,835,402.85		13,071,354.99	950,177.24	278,285.72
	103,489,110.09	129,738,576.93		103,479,816.45		129,747,870.57
	22,169,722.45	28,142,063.90		23,186,333.94	2,086,526.39	25,038,926.02

(5).

	32,530.95				32,530.95	
	54,362,964.34	54,389,789.23		54,362,964.34	54,389,789.23	
	191,518,742.93	215,105,832.91		194,100,469.72	3,036,703.63	209,487,402.49

(6).

		%			
1	1,625,798,728.36	87.80		1	-
2	20,000,000.00	1.08		1	1,200,000.00
3	20,000,000.00	1.08		1	1,200,000.00
4	19,847,500.01	1.07		5	19,847,500.01
5	13,293,568.00	0.72		1- 3	2,534,870.40
	1,698,939,796.37	91.75	/	/	24,782,370.41

(7).

10

(1).

		/		/		
	4,047,409,284.74	278,285.72	4,047,130,999.02	3,047,861,809.84	11,464,415.10	3,036,397,394.74
	2,165,773,553.30	129,747,870.57	2,036,025,682.73	1,763,635,817.64	103,489,110.09	1,660,146,707.55
	979,045,322.06	25,038,926.02	954,006,396.04	1,078,839,387.28	22,169,722.45	1,056,669,664.83
	14,160,738.65		14,160,738.65	62,233,244.57		62,233,244.57
	273,561,964.78	32,530.95	273,529,433.83	296,158,771.64	32,530.95	296,126,240.69
	1,429,563,595.46	54,389,789.23	1,375,173,806.23	976,800,734.99	54,362,964.34	922,437,770.65
	8,909,514,458.99	209,487,402.49	8,700,027,056.50	7,225,529,765.96	191,518,742.93	7,034,011,023.03

(2).

(3).

(4).

11

12

	373,248,995.21	144,668,397.26
	22,512,084.12	1,503,470.93
	395,761,079.33	146,171,868.19

13


(1).

--	--	--	--	--	--	--	--

	261,144,771.51	261,144,771.51	-	261,144,771.51	261,144,771.51	-	
	39,500,797.63		39,500,797.63	62,886,627.90		62,886,627.90	
	10,053,706.00		10,053,706.00	11,044,007.57		11,044,007.57	
	22,512,084.12		22,512,084.12	1,503,470.93		1,503,470.93	
	288,187,191.02	261,144,771.51	27,042,419.51	333,571,936.05	261,144,771.51	72,427,164.54	/

5 5

(2).


--	--	--	--	--	--	--	--	--	--	--	--

196,468,368.04			27,286,610.97			35,000,000.00			188,754,979.01	6,164,700.00
99,131,814.51			4,770,469.99			1,637,083.77			102,265,200.73	
4,331,660.74			542,435.88						4,874,096.62	- 126,231,081.68
11,038,987.12			- 2,645,099.35						8,393,887.77	
7,700,103.44			5,844,983.60			1,500,000.00			12,045,087.04	

1	105,325,692.57		105,325,692.57							-
										-
	21,055,082.70		621,981.57						21,677,064.27	
	5,938,812.52		320,328.34						6,259,140.86	
	53,557,098.09		- 37,858,523.45						15,698,574.64	
	2,669,838.12	4,588,000.00	- 539,198.02						6,718,640.10	
	24,412,402.81		- 1,728,954.02						22,683,448.79	
	4,012,255.28		- 743,101.47						3,269,153.81	
	3,157,475.02		- 1,024.30						3,156,450.72	
	3,525,709.50		35,756.06						3,561,465.56	
2	2,640,602.00		- 619,547.32					- 2,021,054.68	-	
3	10,600,849.52		- 1,049,450.62						9,551,398.90	
		500,000.00	- 10,000.93						489,999.07	
	359,098,383.94	5,088,000.00	105,325,692.57	- 33,058,944.04		3,137,083.77	0.00	- 2,021,054.68	220,643,608.88	126,231,081.68
	555,566,751.98	5,088,000.00	105,325,692.57	- 5,772,333.07		38,137,083.77	0.00	- 2,021,054.68	409,398,587.89	132,395,781.68

1	2023	10				"	"			
			261,144,771.51		7,138,223	261,144,771.51		261,144,771.51	"	4.75
		2023			4,417,612		2023	12		
					4,200,1					
i		q								(5).

17  
(1).

--	--	--	--	--	--	--	--	--	--	--

PT GAHAPI NISCO STEEL 6,164,700.00

3	1,014,997.93	201,141.56	1,216,139.49
4.	1,144,973.57	-	1,144,973.57

- 1.
- 2.
- 1
- 3
- 1
- 2
- 4.

1.	5,971,656.19	-	5,971,656.19
2.	3,864,932.70	3,058,841.50	6,923,774.20

(2).

(3).

21

	28,187,258,241.52	26,452,048,786.40
	28,187,258,241.52	26,452,048,786.40

1187, X

	5,166,236,421.19	6,039,000,465.61
		22,191,573.09
	5,166,236,421.19	6,061,192,038.70

(1).

	5,166,236,421.19		5,166,236,421.19	6,040,941,785.61	1,941,320.00
	5,166,236,421.19		5,166,236,421.19	6,040,941,785.61	1,941,320.00
					6,039,000,465.61

(2).

(2).

(3).

	215,081,040.56
	10,907,859.23
	738,364.90
	20,283.00
	226,747,547.69

(4).

	308,149.28

(5).

1.	39,223,055.19	17,075,034.46	10,503,956.24	434,735.86	67,236,781.75
2.	19,611,527.64	3,332,378.16	11,343,563.18	5,216,830.36	39,504,299.34
1	19,611,527.64	3,332,378.16	11,343,563.18	5,216,830.36	39,504,299.34
3.			2,100,730.98		2,100,730.98
1					
2			2,100,730.98		2,100,730.98
4.	58,834,582.83	20,407,412.62	19,746,788.44	5,651,566.22	104,640,350.11
1.					
2.					
1					
3.					
1					
4.					
1.	58,834,582.47	22,745,444.48	26,749,342.80	131,633,443.16	239,962,812.91
2.	78,446,110.11	26,077,822.64	21,905,014.50	136,850,273.52	263,279,220.77

(2)

26

(1).

1.	1,545,333,176.13	4,597,183,838.36	70,100,000.00	295,629,915.93	183,421,875.00	302,910,000.00	191,361,010.65	7,185,939,816.07
2	136,385,557.28	376,484,750.47	-	154,364,707.34	-	-	-	667,235,015.09
1	136,385,557.28	376,484,750.47	-	12,026,477.21	-	-	-	524,896,784.96
2	-	-	-	142,338,230.13	-	-	-	142,338,230.13
3	-	-	-	-	-	-	-	-
4	-	-	-	-	-	-	-	-
3.	522,232,411.34	-	-	7,812,209.56	-	302,910,000.00	162,268,710.65	995,223,331.55
1	-	-	-	318,670.00	-	-	-	318,670.00
2	522,232,411.34	-	-	7,493,539.56	-	302,910,000.00	162,268,710.65	994,904,661.55
4.	1,159,486,322.07	4,973,668,588.83	70,100,000.00	442,182,413.71	183,421,875.00	-	29,092,300.00	6,857,951,499.61
1.	246,841,480.84	1,757,081,918.07	65,426,666.31	88,357,149.34	55,026,562.62	22,718,250.00	48,345,276.76	2,283,797,303.94
2	26,668,350.90	238,015,818.01	3,491,948.85	39,462,186.85	18,342,187.56	25,242,500.00	20,701,554.26	371,924,546.43
1	26,668,350.90	238,015,818.01	3,491,948.85	39,462,186.85	18,342,187.56	25,242,500.00	20,701,554.26	371,924,546.43
2	-	-	-	-	-	-	-	-
3.	16,426,202.41	0.00	-0.00	5,514,361.05	0.00	47,960,750.00	62,596,217.22	132,497,530.68
1	-	0	5	-	318,670.00	-	-	-

		20, 5920
9,2	12,97	

27  
1). (


	208,465,915.03	34,293,967.98	205,241,049.70	33,116,606.67
	609,319,759.46	152,329,939.88	557,044,917.95	137,119,237.13
	2,037,542,174.71	429,428,643.29	1,255,105,053.38	263,910,938.39
	276,055,639.60	68,881,507.82	372,398,867.56	83,495,994.77
	805,570,433.92	145,412,685.84	1,342,349,906.15	248,950,348.47
	98,741,142.94	24,424,267.09	104,131,391.35	25,661,940.97
	718,393,518.90	141,748,503.58	683,759,524.28	133,934,702.79
	196,867,375.35	37,720,864.67	179,228,387.07	36,080,442.94
	596,267,009.74	104,874,492.99	1,897,115.60	453,991.52
	321,892,008.35	62,299,296.95	462,379,803.83	89,754,545.55
	28,392,489.11	7,098,122.28	359,833,378.80	74,311,169.42
	95,972,178.85	20,100	7098,122.28	
B 1				



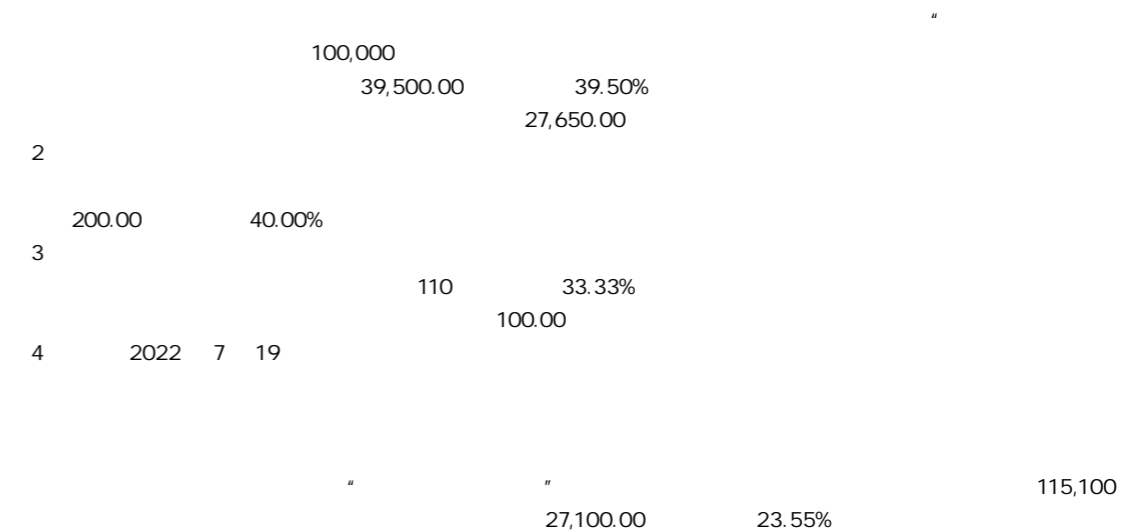
(5).

2023			18,792.29
2024	4,408,671.92		1,486,863.00
2025	13,382,315.66		5,933,935.28
2026	23,359,128.88		10,293,035.98
2027	59,646,861.18		56,917,750.98
2028	40,151,479.07		9,010,372.51
	140,948,456.71		83,660,750.04
			/

30

1	334,580,576.26		334,580,576.26	308,632,777.01	308,632,777.01
2	3,157,228.88		3,157,228.88	4,486,372.62	4,486,372.62
3	993,120.91		993,120.91	1,000,715.22	1,000,715.22
4	91,458,918.17		91,458,918.17	80,402,660.44	80,402,660.44
5	1,319,404.00		1,319,404.00	1,000,000.00	1,000,000.00
6	45,327,933.94		45,327,933.94	43,645,290.96	43,645,290.96
	63,897,882.06		63,897,882.06	476,881,980.60	476,881,980.60
	107,001,388.89		107,001,388.89	349,276,410.96	349,276,410.96
	647,736,453.11		647,736,453.11	1,265,326,207.81	1,265,326,207.81

1 2020 12 4 2020 12 22 2020



5 8,200.00

100.00

6 2021 10 27

43,668,880.00 120,000,000.00 40.00%

+	1,450,000,000.00	3,247,000,000.00
+	30,000,000.00	30,000,000.00
	35,757,602.87	20,332,713.60
	10,551,956,138.76	12,748,710,616.54

(2).

0

	4,548,421,292.52	4,548,421,292.52			5,492,381,594.30	5,492,381,594.30		
	3,619,949,877.49	3,619,949,877.49			3,170,780,589.15	3,170,780,589.15		
	330,000.00	330,000.00			31,536,993.50	31,536,993.50		
	12,134,876.48	12,134,876.48			216,512,587.35	216,512,587.35		
	8,435,964.93	8,435,964.93			6,912,136.69	6,912,136.69		
	630,000,000.00	630,000,000.00			1,840,500,000.00	1,840,500,000.00		
	227,753,124.51	227,753,124.51			200,692,307.64	200,692,307.64		
	49,817,449.11	49,817,449.11			20,222,455.71	20,222,455.71		
					5,224,524.26	5,224,524.26		
	3,064,720,573.19	3,049,725,720.98			2,869,437,701.38	2,709,049,015.54		
	11,689,271.14	10,987,914.87			7,469,725.21	7,021,541.70		
	981,523,601.47	750,561,796.35			2,441,703,852.60	1,370,136,112.88		
					63,919,368.88	62,401,411.72		
	38,634,360.10	32,273,792.53			88,076,559.52	77,443,748.09		
					/	/		
100%					/	/		
100%	/	/			/	/		
100%	/	/			/	/		
100%	/	/			/	/		

33

			/
	70,415,926.30	156,428.80	
	70,415,926.30	156,428.80	
	70,415,926.30	156,428.80	/

34

35

(1).

	8,695,666,295.47	8,030,775,020.65
	8,695,666,295.47	8,030,775,020.65

0

36

(1).

	3,120,953,033.12	3,855,676,370.06
	2,837,419,599.71	2,179,234,410.38
	156,952,571.80	207,185,788.97
	6,115,325,204.63	6,242,096,569.41

(2).

1

32

(1).

	643,945,124.72	1,691,539,182.19
	79,900,000.00	113,915,235.00
	6,339,121,851.62	5,665,038,879.46
	1,973,231,559.55	1,980,884,606.29

1	85,726,664.52	
2	43,258,518.13	
3	24,110,000.00	
4	24,064,502.95	
5	17,688,918.43	
	194,848,604.03	/

	965,862.98	168,566,544.82	168,569,512.65	778,078.97	184,816.18
	826,257.77	134,864,056.90	134,855,792.29	657,901.80	176,620.58
	139,068.31	21,376,748.13	21,390,198.23	120,177.17	5,441.04
	536.9	12,325,739.79	12,323,522.13		2,754.56
	383,241.00	211,444,453.63	211,595,801.41	79,157.22	152,736.00
	1,290,581.89	47,596,854.76	45,723,994.26	103,806.98	3,059,635.41
	1,067,888,572.32	3,344,804,866.14	3,778,260,990.79	60,120,760.62	574,311,687.05

(1).

(2). 1

(3).

38

(1).

	4,440,906,604.50	3,620,259,331.63
	346,292,362.36	232,859,471.90
	4,787,198,966.86	3,853,118,803.53

(2). 1

(3).

39

(1).

	1,067,888,572.32	3,344,804,866.14	3,778,260,990.79	60,120,760.62	574,311,687.05
-	1,195,666.07	301,800,116.40	302,054,360.26	660,093.12	281,329.09
	1,069,084,238.39	3,646,604,982.54	4,080,315,351.05	60,780,853.74	574,593,016.14

(2).

(3).

1	1,153,574.35	291,317,488.56	291,563,091.22	634,759.13	273,212.56
2	42,091.72	9,433,325.04	9,441,966.24	25,333.99	8,116.53
3		1,049,302.80	1,049,302.80		
	1,195,666.07	301,800,116.40	302,054,360.26	660,093.12	281,329.09

40

	88,131,159.14	104,137,029.33
	276,071,240.24	168,711,987.31
	60,953,517.19	20,099,601.11
	3,856,270.71	3,939,037.37
	18,453,026.28	17,979,289.79
	6,283,520.81	8,424,004.05
	28,747,102.44	23,400,956.74
	3,137,775.92	3,079,108.41
	7,461,512.33	6,891,798.96
	6,720,219.90	10,681,409.27
	499,815,344.96	367,344,222.34

41

(1).

	10,714,119.10	12,610,627.61
	626,776,426.55	786,815,958.04
	637,490,545.65	799,426,585.65

(2).

1	877,582,472.77	1,570,024,811.48
1		513,566,714.05
1	80,107,286.61	8,946,304.00
1	49,421,077.86	44,127,912.07
	1,007,110,837.24	2,136,665,741.60

(3).

	10,000,000.00	10,000,000.00
	714,119.10	2,356,593.03
		254,034.58
	10,714,119.10	12,610,627.61

1

	24,000.00	98,903,707.93
	625,919,020.10	405,773,568.29
	135,012,000.00	
	39,449,272.67	54,849,641.45
+	46,812,500.00	917,669,899.40
+	30,365,680.00	92,827,994.41
	877,582,472.77	1,570,024,811.48

44

(4).

	33,818,222.99	9,387,604.12
	393,637,698.28	452,575,602.29
	1,500,000.00	34,434,947.66
	197,820,505.28	290,417,803.97
	626,776,426.55	786,815,958.04

1

	176,418,275.34	173,119,727.62
	45,046,770.42	40,338,284.01
	20,531,222.65	16,874,954.64
	54,570,564.65	60,281,387.59
	494,029,406.57	450,108,213.87
	40,074.40	3,880,000.00
	185,826,953.98	179,948,820.72
	976,463,268.01	924,551,388.45

45

(1).

1	46,953,493.28	
2	22,791,714.53	
3	19,847,499.98	
4	10,000,000.00	
	99,592,707.79	/

	81,030,053.27	119,971,853.27
	11,964,000.00	77,003,493.34
	5,445,725,884.94	3,441,041,161.22
	2,693,382,000.00	1,106,347,720.00
+	58,125,000.00	91,875,000.00
+	286,570,160.48	215,661,686.48
	14,570,771.45	8,300,696.92
	8,591,367,870.14	5,060,201,611.23

42

43 1

(2).

	55,219,567.47	16,509,554.21	5,514,133.03	66,214,988.65	/
	730,000.00		730,000.00		
	55,949,567.47	16,509,554.21	6,244,133.03	66,214,988.65	/

49

50




--	--	--	--	--	--	--	--	--	--	--

--	--	--	--	--	--	--	--	--	--	--

	13,366,927,927.00	13,119,395,552.01
+		155,850,558.27
	13,366,927,927.00	13,275,246,110.28
	2,125,293,958.43	2,161,466,520.30
	7,181,213.55	
	414,621,198.28	224,525,500.29
	1,541,272,752.75	1,845,259,203.29
	13,543,509,147.95	13,366,927,927.00

- (1) 0
- (2) 0
- (3) 0
- (4) 0
- (5) 0

61  
(1).

	72,357,189,967.40	64,737,425,741.46	70,292,176,385.60	62,780,700,958.12
	185,590,629.11	116,571,476.32	374,747,458.46	286,064,001.60
	72,542,780,596.51	64,853,997,217.78	70,666,923,844.06	63,066,764,959.72

(2).

	48,207,382,356.16	42,304,644,490.54							48,207,382,356.16	42,304,644,490.54	
	20,650,168,525.63	19,922,211,342.54	2,393,061,572.19	1,958,138,173.81	1,502,154,557.68	878,966,466.68	-209,986,415.15	-209,963,255.79	24,335,398,240.35	22,549,352,727.24	
	63,227,376,423.27	57,699,089,045.71	1,516,854,084.93	1,254,654,264.29	1,502,154,557.68	878,966,466.68	-209,986,415.15	-209,963,255.79	66,036,398,650.73	59,622,746,520.89	
	5,630,174,458.52	4,527,766,787.37	876,207,487.26	703,483,909.52					6,506,381,945.78	5,231,250,696.89	
	68,824,536,967.45	62,199,536,215.77	2,392,483,514.13	1,957,966,711.20	314,893,298.81	198,229,452.61	-209,986,415.15	-209,963,255.79	71,321,927,365.24	64,145,769,123.79	
t 0	6	33013	0 8 7		d 1 0						

(3).

(4).

(5).

	48,856,115.62	69,102,701.05
	36,664,004.08	50,487,554.71
	25,058,237.58	22,757,346.41
	74,277,921.08	65,624,866.64
	29,174,074.47	27,911,155.23
	110,069,009.85	73,051,589.35
	27,229,356.89	32,631,140.77
	2,240,849.98	2,400,999.15
	353,569,569.55	343,967,353.31

63

	210,480,750.31	184,917,734.33
	13,565,756.22	10,488,007.54
	13,568,484.41	7,068,477.35
	22,957,250.39	25,336,654.62
	85,798,403.95	57,460,089.25
	46,324,348.20	22,785,127.18
	24,523,574.41	18,402,023.79
	59,630,880.06	42,113,332.16
	476,849,447.95	368,571,446.22

64

	898,807,234.83	861,026,341.02
	285,556,329.02	225,804,142.12
	92,477,830.14	77,924,288.61
	28,703,334.13	23,650,067.80
	16,214,574.12	13,152,414.62

	- 5,772,333.07	8,703,227.35
	- 87,216,544.35	- 17,506,806.47
	11,664,115.05	18,954,164.36
	36,009,500.00	60,802,602.10
	62,474,939.82	- 66,124,716.89

	21,816,470.37	15,912,478.67
	- 90,088,638.44	- 122,016,304.25
	37,382,553.89	32,815,207.09
	- 13,729,936.73	- 68,460,148.04

69

70

	66,321,945.76	110,715,347.64
	- 120,100,522.40	121,020,982.40
	70,259,497.50	- 49,162,593.92
	70,259,497.50	- 49,162,593.92
	136,581,443.26	61,552,753.72

71

	2,367,896.40	132,176,900.00
	10,517,195.29	5,322,952.23
	300,000.01	332,420.56
	8,688,055.78	8,781,530.38
	62,338,336.54	206,806,997.88

(1).

	596,772,559.17	457,165,095.51
	- 193,517,150.38	- 148,043,888.48
	403,255,408.79	309,121,207.03

(2).

	2,647,901,585.09
/	397,185,237.76
	131,862,266.23
	38,264,773.83
	- 17,243,012.99
	21,335,895.18

	1,201,258,978.37	1,024,540,780.70
	71,110,044.01	56,728,414.43
	305,852,389.71	536,975,274.45
	1,578,221,412.09	1,618,244,469.58

	2,766,000,000.00	2,354,000,000.00
	58,412,806.24	-
	160,212,685.15	
	2,984,625,491.39	2,354,000,000.00

(2).

	3,388,342,373.85	2,554,949,325.29
	400.00	326,475,465.05
	98,187,272.75	-
	-	22,529,666.13
	417,217,344.40	291,472,977.84
	204,885,101.80	160,413,861.30
	48,538,833.59	95,422,629.55
	4,157,171,326.39	3,451,263,925.16

	3,072,500,000.00	2,354,000,000.00
	58,412,806.24	
	160,212,685.15	
	3,951,352,188.58	4,454,387,760.07
	247,983,903.28	714,201,718.91
	-	201,500,000.00
	7,490,461,583.25	7,724,089,478.98



(4).

(5).

(1).

1		
	2,244,646,176.30	2,323,538,242.46
	215,105,832.91	323,660,207.73
	44,538,970.23	- 3,213,967.87

	2,163,007,612.39	1,842,127,635.27
	39,504,299.34	30,309,744.90
	371,924,546.43	403,069,548.54
	10,277,015.45	2,746,199.97
" "	18,633.40	- 9,514,509.56
" "	39,717,904.53	60,097,405.34
" "	- 136,581,443.26	- 61,552,753.72
" "	810,728,390.04	666,395,504.29
" "	13,729,936.73	68,460,148.04
" "	- 156,066,623.43	- 113,204,021.86
" "	- 38,734,382.08	- 34,839,866.62
" "	- 2,092,640,072.44	1,902,254,124.47
" "	- 3,236,397,210.63	- 5,852,481,321.41
" "	2,345,298,897.22	2,204,668,935.52
	37,083,797.36	
	2,675,162,280.49	3,752,521,255.49

2		
	29,805,994.30	149,481,984.64

3		
	4,742,009,232.58	6,265,508,723.72
	6,265,508,723.72	3,934,817,962.35
	- 1,523,499,491.14	2,330,690,761.37

(2).

	-
	-
	400.00
	400.00
	- 400.00

(3).

1,033,000,000.00

1,000,000,000.00

33,000,000.00

1,161,833,528.42

1,160,212,685.15

1,620,843.27

- 128,833,528.42

4

(4).

	4,742,009,232.58	6,265,508,723.72
	128,693.00	159,305.08
	4,454,316,912.66	6,036,057,708.04
	287,563,626.92	229,291,710.60
	4,742,009,232.58	6,265,508,723.72

(5).

(6).

	3,619,949,877.49	3,170,780,589.15	
	330,000.00	31,536,993.50	
	12,134,876.48	216,512,587.35	
	8,435,964.93	6,912,136.69	
	630,000,000.00	1,840,500,000.00	
	227,753,124.51	200,692,307.64	
	49,817,449.11	20,222,455.71	
		5,224,524.26	
	10,944.99	34,569.34	
	4,548,432,237.51	5,492,416,163.64	/

80



(3)

	523,637,159.01	532,508,816.78
	77,811,400.73	77,840,086.87
	1,749,597,066.44	1,630,787,442.47
	51,420,240.06	70,092,627.50
	2,402,465,866.24	2,311,228,973.62
	2,402,465,866.24	2,311,228,973.62

(2)

(3)

1

(1)

			%						
	2023 11		100%		2023 11		115,841.84	-178,762.13	

(2)

--	
--	
--	
--	
--	
--	
--	
--	
	990,015.89
/	- 990,015.89

(3)

	4,455,251.45	4,455,251.45
	4,454,931.21	4,454,931.21
	320.24	320.24
	3,465,235.56	3,465,235.56
	3,465,235.56	3,465,235.56
	990,015.89	990,015.89
	990,015.89	990,015.89

(4)

(5)

(6)

2

			%				%				
2023	10	2,615,138,812.20	29.5645%			-98,043,534.11	-	-	-	-	-
2023	2	44,000,000.00	60.6032%			17,678,713.58	-	-	-	-	-

2023 3 14 " " 2023 3 31 2023

2023 10 22 " 2023 10 27 "

" 26.50

2,615,138,812.20 10.00 ,

3 " "

6%

2023 12 31 1,615,138,812.20

10,659,916.16 1,625,798,728.36

5

1

	5,000.00		100.00%
	7,000.00		51.00%
	1,000.00		100.00%
	5,000.00	100.00%	
	1,000.00		100.00%

	7,119.07	99.4425%	
	100.00		90.00%
	9,000.00		100.00%
	500.00		17.78%
	1,000.00		100.00%
	10.00		100.00%
	7,000.00		100.00%
	500.00		100.00%
	3,000.00		100.00%
	1,000.00		51.00%

2

	100%	-	165,586.10

3 2023 10  
2023 10

6

1  
(1).

				%	
	1,000.00			100	
	5,000.00			100	
	3,000.00			100	
	100.00			100	
	3,000.00			100	
	15,084.00			58.09	8.2
	5,000.00				100
	10,000.00				100
	16,000.00			100	
PT NISCO JINTENG STEEL	25,537,600.00				100
	247,600.00			100	
	227,963.72			100	
	150,000.00				100
	200.00				100
	10,000.00				100
	2,000.00				100
	6,000.00				100
	4,700.00				100
	5,000.00				100
	1,500.00				100
	18,000.00				100

				%	
		4,950.00			100
		10,000.00			100
		300.00			100
		100			100
		5000			100
		1,500.00			100
		59,100.00	84.60	15.40	
JinTou Capital Limited		5.00			100
JK Environment Investment(HK)		1.00			100
Fosun JK Environment Investment(HK)		1.00			100
		10,000.00			100
		50,000.00	75	25	
		1,000.00			100
( )		1,341.12			22.224
( )		770.88			12.26
		5,000.00			100
		58,865.99	92.24	7.76	
		50,000.00			100
		1,000.00			100
		1,000.00			100
		5,000.00			100
		800.00			60
		8,667.35	100		
		5,000.00			100
		3,000.00	90	10	
		750.00			100
		100.00			100
		1,000.00			90
		500.00			40
		1,096.00			67.69
		1,096.00			78.69
PT.KINTENG NEW ENERGY RESOURCES INDONESIA		8,000,000			65
		1,500.00			100
		2,000.00			49
		950.00			51
		1,608.79			41.7767
		7,575.76	51		
		10,000.00			100
		20,000.00			51
		74,700.00			100
		74,700.00			100
		500.00			100
		1,000.00			100
		300.00			51
		17,000.00			54.65
		6,000.00			100
		1,000.00			100
PT Kinrui New Energy Technologies Indonesia		11,504.53			78

				%	
PT Kinxiang New Energy Technologies Indonesia		16,393.68			51
PT INDONESIA JINTENG RESOURCES		4,300,000			100
		400.00			100
		100.00		70	
		10,000.00		100	
		2,000.00			60
		3,000.00			66.67
		1,000.00			100
		800.00			51
		5,000.00			56
		3,000.00		45	
		5,000.00		100	
		3,000.00			65
		5,000.00		100	
		1,000.00			60
		100.00			100
		37,242.35		85.9586	8.2077
		36,932.64			100
		16,800.00			80
		210.00			100
		83.33			60
		6,400.00			100
		5,150.00			100
		3,150.00			100
		10,312.00			100
		11,166.89			70
		3,084.80			100
		600.00			100
		61,493.40			100
		3,300.30			100
		635.48			100
		210.00			100
		350.00			100
		600.00			100
		260.00			100
		301.00			100
		50.00			100
		4,000.00			100
		5,000.00			100
		8,400.00			100
		3,000.00			100
		6,849.00			90
		1,980.00			100
		5,300.00			100
		10,000.00			80
		100.00			100
		10,000.00			100
		5,000.00			100
		13,000.00			100
		6,000.00			100



--	--	--

--		
/	- 9,175,692.00	3,879,850.33
/	- 12,293,071.10	2,312,162.79
	3,117,379.10	1,567,687.54
	3,117,379.10	1,567,687.54

(7).

(8).

6

1

2

							/
	5,000,000.00			1,000,000.00		4,000,000.00	
	159,214,363.03	15,526,000.00		26,624,193.27	- 111,111,289.76	37,004,880.00	
	96,049,900.27	50,000,000.00		15,507,284.00		130,542,616.27	
	371,440,078.33	93,171,250.00		38,883,034.00	- 1,740,000.00	423,988,294.33	
	26,754,900.00			2,937,000.00		23,817,900.00	
	13,396,547.70	5,514,133.03		692,313.19		18,218,367.54	
	47,326,223.05			1,160,755.80	- 18,012,327.79	28,153,139.46	
	719,182,012.38	164,211,383.03		86,804,580.26	- 130,863,617.55	665,725,197.60	/

3

		86,804,580.26	53,629,613.61
		28,385,878.92	31,216,678.27
		96,129,210.29	126,665,741.36
		116,583,952.43	109,356,238.63
		152,777,424.29	
		480,681,046.19	320,868,271.87

1

3

(1).

(2).

(3).

(4).

	/	/
	188,754,979.01	196,468,368.04
--	27,286,610.97	49,895,937.54
--		
--	27,286,610.97	49,895,937.54
	409,398,587.89	359,098,383.94
--	- 33,058,944.04	- 41,192,710.19
--		
--	- 33,058,944.04	- 41,192,710.19

(5).

(6).

	614,477,880.95	71,564,327.04	686,042,207.99
	13,043,262.09	52,798,100.75	65,841,362.84

2023 12 31 5 4  
 242,457.79  
 2023 12 31 247.40

1

81

1-5 5

Y

(1)

		*			

(2)

	96,290,330.00		4,496,327.26	10,666,846.22
				-10,671,377.53

(3)

3

(1)

(2)

(3)

1

	560,013,891.08	177,108,746.36	602,469,980.75	1,339,592,618.19
1.	560,013,891.08	177,108,746.36	602,469,980.75	1,339,592,618.19
1	20,000,000.00		16,153,096.25	36,153,096.25
2	442,803,101.08	177,108,746.36	586,316,884.50	1,206,228,731.94
3	97,210,790.00			97,210,790.00
2.				
1				
2				

			1,426,184,034.00	1,426,184,034.00
1.				
2.				
3.				
1.				
2.				
		3,874,492,033.58		3,874,492,033.58
		268,052,328.33		268,052,328.33
	560,013,891.08	4,319,653,108.27	2,028,654,014.75	6,908,321,014.10
	156,428.80			156,428.80
1.				
	156,428.80			156,428.80
2.				
	156,428.80			156,428.80

2

3

4

--	--	--	--

		16,153,096.25	
		1,414,984,034.00	
		11,200,000.00	

1

		1,931,571,320.55	1,951,796,026.63
		- 32,727,605.15	
		129,810,299.35	- 20,224,706.08
		2,028,654,014.75	1,931,571,320.55

2

5%

	5%	3,012.35	7,130.92
	5%	- 3,012.35	- 7,130.92

6

7

8

9

1

				%	%
			700,000.00	59.10	59.10

1.97%

59.10%

57.13%

100%



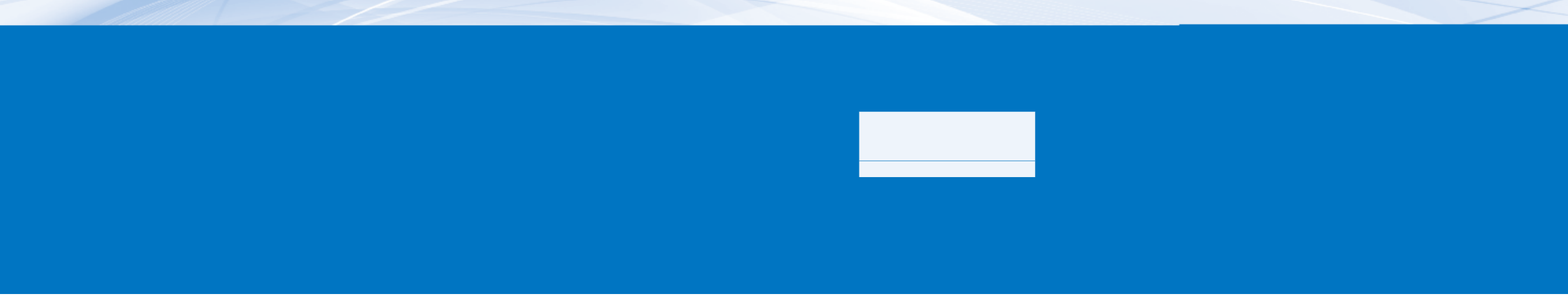




		202,830.61	12,169.84	278,703.02	83,610.91
		95,000.00	5,700.00	5,419,163.20	325,149.79
		2,954,314.80	177,258.89		
		13,296,713.01	797,802.78	5,743,490.49	344,609.43
		1,719,700.00	103,182.00	13,482,220.00	808,933.20
				713,626.52	71,362.65
		2,941,458.49	176,487.51		
		8,376.06	502.56		
		5,948.69	356.92		
		80,000.00	4,800.00		

		2,290,098.89	137,405.93		
		777,846.00	77,784.60		
		5,109.65	306.58		
		317,257.38	19,035.44		
		282,000.00	16,920.00		
	( )	1,625,798,728.36			
		2,000.00	120.00	2,000.00	120.00
		36,000.00	4,160.00	35,000.00	2,220.00
		1,221,333.33	118,933.33	1,141,333.33	110,133.33
		60,000.00	3,600.00		
		5,000.00	300.00		
		50,000.00	3,000.00		
		68,180.00	4,090.80		
		1,000,000.00	60,000.00		
		4,142.83		46,998.23	
		8,362,631.04		1,286,377.39	
				12,800.00	
				430.00	
		50,000.00			
		3,660,158.13			
0	q	4 e QW6 @	8	6	4
					641,1
					5,038.42





1	2	2,005.38	308,399.45
2	3	286,553.41	
3			
3	4		50.51
4	5	50.51	
5		445,762.95	445,762.95
		325,058,797.50	543,999,118.08

(2).

		%		%		%		%		
	325,058,797.50	100.00	10,787,094.94	3.32	314,271,702.56	543,999,118.08	100.00	7,387,618.01	1.36	536,611,500.07
	153,405,674.92	47.19		-	153,405,674.92	428,061,740.98	78.69		-	428,061,740.98
	171,653,122.58	52.81	10,787,094.94	6.28	160,866,027.64	115,937,377.10	21.31	7,387,618.01	6.37	108,549,759.09
	325,058,797.50	/	10,787,094.94	/	314,271,702.56	543,999,118.08	/	7,387,618.01	/	536,611,500.07

			%
---	153,405,674.92		-
---	171,653,122.58	10,787,094.94	

(4).

(5).



(4).

(5).

(6).

(1).

( )		
	3,064,331,849.05	2,398,225,896.03
		900,000,000.00
	3,064,331,849.05	3,298,225,896.03

(2). 1

(3).

(4).

(5).

(6).

(4).

	5,567,495.25	1,039,883.60			6,607,378.85
	5,567,495.25	1,039,883.60			6,607,378.85

(5).

(6).

		%			
1	1,625,798,728.36	94.40		1	
2	38,870,943.20	2.26		1	
3	12,921,439.51	0.75		1	
4	10,000,000.00	0.58		1	600,000.00
5	5,700,000.00	0.33		1-2	

0.33





2024 00116

2023 12 31

2023 12 31

2024 3 8

1.

2.

3.

4.

2.

	%
	83.17%
	91.58%

3.

:

IT

4.

5.

6.

7.

( )

1.

2.

	1%	0.4%	1%	0.4%
--	----	------	----	------


3.

--	--	--	--

	"	"

1.

1.1.

1.2.

1.3.

1.4.

1.5.

2.

2.1.

2.2.

2.3.

2.4.

2.5.

1.

2.

2024

3.

2024 3 8



## 南京钢铁股份有限公司

NANJING IRON & STEEL CO., LTD.

联系地址：江苏省南京市六合区卸甲甸

电 话：025-57072073 025-57072083

传 真：025-57072064

邮政编码：210035

公司网站：[www.nisco.com.cn](http://www.nisco.com.cn)

联系邮箱：[zq@nisco.com.cn](mailto:zq@nisco.com.cn) [zq@nisco.com](mailto:zq@nisco.com)