



2023年年度报告

ANNUAL REPORT 2023



南京钢铁股份有限公司
NANJING IRON & STEEL CO., LTD.

二零二三年年度报告

一图看懂南钢股份2023年业绩

经营业绩

2023年，南钢股份坚持新发展理念，克服钢铁行业供需矛盾、原燃料价格高位波动、内部生产与项目建设双线作战等影响，实现归属于上市公司股东的净利润21.25亿元，经营业绩稳健。



科创引领创新驱动

公司研发投入连续多年超过营业收入的3%，打造行业领先的研发和创新能力。



新品研发

- 公司研发新产品30项，其中29项当年实现产业化，产业化率近100%；
- 23项新产品新技术通过省级鉴定，其中18项达到国际领先或国际先进水平，多项产品填补国内空白，打破垄断。

回报股东



已连续制定三期《未来三年股东回报规划》，最新一期分红规划明确：

- 2024年-2026年，分红比例不低于该年度归母净利润的30%；
- 缩短分红周期，将分红周期从年度变更为半年度。

公司第九届董事会第二次会议审议通过《2023年年度利润分配预案》，拟每股派发现金红利0.25元(含税)，共派现金分红15.41亿元、占归母净利润的72.52%。

2018~2022年，每股派息分别为0.3元、0.3元、0.25元、0.3元、0.25元。自分红规划以来，公司已累计实现分红75.7亿元，分红比例均值48%。

市场认可

- 第七届中国工业大奖
- 全球50大钢铁企业第41位
- 世界钢铁企业技术竞争力排名序列第10位、中国第5位
- 连续7年荣获钢铁企业竞争力(暨发展质量)极强A+
- 国家企业技术中心
- 国家技术创新示范企业
- 2023上市公司董办最佳实践
- 2023上市公司董事会最佳实践
- 2022年年报业绩说明会优秀实践
- 第十四届天马奖 中国上市公司投资者关系新媒体奖
- 2023年第七届路演中中国卓越IR“最佳信批奖”“最佳资本市场沟通奖”

注：全球50大钢铁企业排名和世界钢铁企业技术竞争力排名系统根据全球钢铁企业2022年粗钢产量及相关数据进行评估。世界钢铁企业竞争力、冶金工业期刊统计口径均为南钢集团，南钢集团所属钢铁企业在南钢集团。

"四元一链"强生态

新材料



金元素新材

先进复合金属材料综合方案解决商

新智造



金恒科技

专注于制造业智能制造和数字化转型发展的“智改数转”综合服务商



金字智能

提供无损智能检测产品和解决方案

新能环



柏中环境

水务环境领域综合服务商

新互联



蔚蓝高科技集团

- 2020年11月 公告金瑞新能源260万吨焦炭项目；
- 2021年6月 公告金祥新能源390万吨焦项目；
- 2022年5月 印尼金瑞新能源2#焦炉出焦；
- 2022年10月 印尼金瑞新能源1#焦炉出焦；
- 2023年5月 印尼金瑞新能源3#焦炉出焦；
- 2023年12月 印尼金瑞新能源4#焦炉出焦；
- 2023年9月 印尼金祥新能源1#焦炉点火烘炉；
- 2024年1月 印尼金祥新能源2#焦炉出焦。

2023年，印尼金瑞新能源焦炭销量146.06万吨；实现营业收入39.08亿元、净利润1.39亿元。

创建国际一流受尊重的企业 智慧生命体
CREATE A WORLD-CLASS AND RESPECTED ENTERPRISE INTELLIGENT LIFE

10

2.5

2023



打造全球
BUILD GLOBAL
MATERIALS



全球竞争力先进材料智造商

GLOBALLY COMPETITIVE ADVANCED
MATERIAL INTELLIGENT MANUFACTURER



CONTENTS 目录

..... 1

..... 3

..... 6

..... 31

..... 47

..... 54

..... 70

..... 76

..... 77

..... 79

..... 194

1	
2	
3	





绿色 智慧 人文 高科技

ENVIRONMENTAL SMART CULTURE HIGH TECHNOLOGY



C2M
JIT
LNG
LEG
LPG

Customer to Maker
Just In Time

Nanjing Iron & Steel Co., Ltd.

		http://www.sse.com.cn/
/	/	/

	025- 57072073	025- 57072073
	025- 57072064	025- 57072064
	nggf@ 600282.net	nggf@ 600282.net

	210035
	www.600282.net
	webmaster@ 600282.net

	http://www.sse.com.cn/

A			600282	/

			106	B 14 20

	2023		2022	2021
	- 126,934,448.88	1	- 73,697,098.79	- 50,019,936.38
	211,319,669.47	1	209,031,867.59	160,201,454.57
	199,056,383.08	1	- 5,009,308.00	349,844,128.69
		/		13,658,384.03
	21,816,470.37	1	14,030,449.54	26,447,497.76
		/	4,866,601.60	2,710,899.25
	990,015.89	1		
		/	111,723,285.34	112,996,265.67
	- 4,597,107.63	1	- 64,342,933.87	- 6,410,421.99
	45,253,406.57	1	35,810,329.15	85,091,139.95
	22,498,135.87	1	28,522,495.64	10,173,347.92
	233,899,439.86	/	132,270,038.62	514,163,783.73
		1	---	
		1	---	

) () s =

	1,804,342,215.11	1,243,302,288.19	- 561,039,926.92	150,613,355.95
	89,342,160.00	96,290,330.00	6,948,170.00	/
	1,714,351,782.25	1,426,184,034.00	- 288,167,748.25	36,009,500.00
	340,867,978.32	268,052,328.33	- 72,815,649.99	u
				%2021
				1,1,394,518.57202

"	"	"				30	NI	100	LNG	"
"	5Ni	"	30	29	LNG	100		LNG	"	"
3										

" +
+

" " " "

" " " "

1 " "

25.06%	3.85	4.12	258.79	25.15%
24.78	16.66%	5,972.81 /	16.03%	0.26
		41.98%		

" " " "

" "

V2.0L5 100 CMMI

3

Metito
"

" C2M "

M

" 4+2"

(1).

			%	%	%	%
	48,207,382,356.16	42,304,644,490.55	12.24	- 2.48	- 2.40	0.08
	1,290,356,305.58	685,960,009.08	46.84	25.83	28.07	0.93
	3,638,839,475.78	3,322,145,538.28	8.70	306.66	306.78	0.03
	9,318,252,952.30	9,153,906,473.20	1.76	23.64	23.58	0.05
	9,902,358,877.59	9,270,769,230.35	6.38	-13.15	-13.17	0.02
	72,357,189,967.40	64,737,425,741.46	10.53	2.94	3.12	0.16

1.

29.38

			%	%	%	%
	27,374,659,635.24	22,811,736,819.62	16.67	- 1.15	- 2.66	1.3
	13,416,466,448.63	12,550,068,396.86	6.46	- 3.57	- 0.85	2.56
	7,416,256,272.29	6,942,839,274.06	6.38	- 5.27	- 4.24	1.01
	48,207,382,356.16	42,304,644,490.55	12.24	- 2.48	- 2.40	0.08

			%	%	%	%
	42,713,344,663.29	37,912,066,567.87	11.24	- 6.64	- 6.11	0.5
	5,494,037,692.87	4,392,577,922.67	20.05	49.22	48.27	0.51
	48,207,382,356.16	42,304,644,490.55	12.24	- 2.48	- 2.40	0.08

			%	%	%	%
	31,660,577,804.85	27,378,447,274.66	13.53	- 1.96	- 2.24	0.26
	16,546,804,551.31	14,926,197,215.88	9.79	- 3.47	- 2.68	0.73
	48,207,382,356.16	42,304,644,490.55	12.24	- 2.48	- 2.40	0.08

(2).

				%	%	%
	176.79	175.90	6.64	4.40	5.49	15.40
	52.30	52.10	2.43	- 8.56	- 7.71	9.11
	73.05	73.07	0.58	30.06	30.46	- 3.18
	530.48	525.64	33.72	4.64	5.34	16.77
	207.24	205.93	2.65	6.41	4.65	98.87
	1,039.87	1,032.64	46.02	5.63	5.91	18.63

99.30%

(3).

(4).

			%	%	%	
	23,366,524,451.49	36.04	22,943,615,356.84	36.38	1.84	/
	13,573,042,834.81	20.93	15,004,754,423.19	23.79	- 9.54	/
	1,879,176,153.72	2.90	1,831,976,645.75	2.90	2.58	/
	1,629,709,874.88	2.51	1,492,457,994.51	2.37	9.20	/
	1,856,191,175.64	2.86	2,071,061,819.98	3.28	- 10.37	/
/	42,304,644,490.54	65.24	43,343,866,240.27	68.73	- 6.30	/

3.

			%	
	476,849,447.95	368,571,446.22	29.38	
	1,675,044,899.61	1,493,526,007.59	12.15	
	2,402,465,866.24	2,311,228,973.62	3.95	" "
	481,418,546.48	399,087,241.67	20.63	

4.

(1).

	2,402,465,866.24
	/
	2,402,465,866.24
%	3.31
%	/

(2).

	2,394
%	18.18
	42
	273
	1,484
	438
	157
30	30
30- 40	30 40
40- 50	40 50
50- 60	50 60
60	2
	1,786
	22.52%

(3).

	30	29	100%
	- 55	50mm	550MPa
	3	8	"
23		18	" "
" "		" 4	" "
			3

1

	1,528,279.78	1,430,263.95	374,682.23	415,665.92
	2,554,723.19	2,160,965.88	637,533.25	672,795.45
	4,083,002.97	3,591,229.83	1,012,215.48	1,088,461.37

2

	/	/	/	/
	3,495,883.60	2,945,151.14	614,179.64	621,298.22
	2,343,344.43	41,345.72	449,171.36	10,170.55
	5,839,228.03	2,986,496.86	1,063,351.00	631,468.77

()

- 1. 2.90 42.37
- 2.

220KV	310,000,000.00		149,206,234.94	236,200,000.00	/
0#	532,000,000.00		133,866,348.33	463,960,000.00	/
	1,207,219,000.00		445,341,068.00	1,063,015,377.99	/
3#	200,000,000.00		37,894,011.47	176,711,000.00	/
	1,288,000,000.00		358,218,258.98	1,150,000,000.00	/
	155,000,000.00		118,244,444.54	132,880,000.00	/
	330,000,000.00	10%	61,086,065.92	61,086,065.92	/
390	USD544,684,100.00	80.68%	1,663,644,045.00	3,026,838,161.73	/
260	USD383,484,000.00	98%			

834549.0C		90,144,280.00		313,306,585.15		265,810,299.35			579,116,884.50
002139.SZ		41,999,994.00		39,138,557.70		- 549,899.52		11,100,984.58	1,213,715.35
000725.SZ	A	49,760,368.51		35,455,841.72		10,134,660.99		15,187,720.00	21,985,336.11
002859.SZ		1,299,649.50		40,716,129.00		- 5,842,603.01		18,004,369.00	10,373,074.99
603566.SH		4,559,132.98		75,691,508.40		- 10,652,690.25			1,866,456.15
300408.SZ		2,998,671.00		53,873,938.80		- 3,341,496.94		6,867,600.00	7,244,335.86
300470.SZ		38,761,681.20		31,618,266.00		- 887,660.94		23,050,528.00	18,842,593.06
600941.SH		15,170,741.00		18,189,696.00		3,323,286.16		19,881,052.00	20,453,494.16
00941.HK		9,896,917.36		14,607,644.31		5,188,300.05		24,944,857.91	15,379,274.27

1,021,916,088.17 270,810,236.26

93.69%

1

2022 7 21 2022- 066

2022- 073 2022- 085 2022- 104

SXK 728 34,600

4.51% 4,000

2 8,200 8,560

2020 12 5 2020- 110 2021-

001 2021- 063 28,000

3 60,382 2022 12 31 2022- 106

1,500

(1).

									%
	/	8,934.22	694.82	9,629.03	388,573.60	268,733.10	9,629.03		0.13
	/	5,687.45	- 5,687.45		70,827.00	327,220.74			
	/	14,621.67	- 4,992.63	9,629.03	459,400.60	595,953.84	9,629.03		0.13

2023-01-20

2023-02-11

(2).

4.

1



					"	"	"	"	"	"	"	"
1	2023				1,060		753					39.00
		35.80										
			1,039.87		98.10%		725.43		96.34%			100%
		24.44		68.27%								
2	2024											
1		1,075										
2		740										
3			20.35				23.00					
4												
							2024	"	"			
							"					
							"					
1					" JIT+C2M"							
					PCT							
2												
		"		"				"	"			
3												
		"	A	"		"	" "	"	"	"	"	
4												
5	2024				20.35							"
	A	"						5.39				6.16
			8.80									
	2024			23.00					10.21			2023
		12.79										

()

1

2

			2020- 04	2023- 12
			2020- 04	2023- 12
			2020- 04	2023- 12
			2020- 04	2023- 12
			2014- 10	
			2019- 03	2023- 12
			2019- 03	2023- 12
			2020- 05	

				2019- 08
				2017- 12
				2019- 12
				2023- 11
				2017- 03
				2021- 03
				2012- 03
				2016- 03
				2023- 11
				2022- 10
				2023- 11
				2016- 01
				2015- 09

2.

			2014- 12	
			2015- 02	
			2015- 04	
			2017- 03	
			2018- 07	
			2020- 12	
			2021- 01	2023- 08
			2016- 04	
			2020- 04	
			2015- 06	
			2020- 06	
			2023- 03	
			2023- 02	
			2020- 06	
			2020- 06	
			2019- 03	
			2021- 07	
			2021- 07	
			2022- 12	
			2022- 12	
			2022- 12	
			2019- 09	
			2021- 02	
			2021- 02	
			2021- 02	
			2021- 02	
			2022- 03	
			2023- 11	
			2021- 07	
			2020- 06	
			2023- 09	
			2020- 06	
			2021- 02	
			2014- 07	
			2022- 06	
			2022- 05	
			2022- 09	
			2021- 05	

				2016- 10	
				2017- 09	
				2021- 03	
				2021- 11	
				2021- 04	
				2021- 06	
				2016- 11	
				2021- 11	
				2022- 10	2023- 11
				2018- 07	
			CFO	2024- 02	
				2017- 02	
				2020- 07	
				2020- 07	
				2020- 07	2023- 07
				2020- 08	
				2020- 10	
				2020- 11	2023- 11
				2021- 01	
				2021- 08	2023- 08
				2021- 12	2023- 08
				2021- 01	
				2023- 01	
				2022- 11	
				2017- 01	
				2020- 05	2023- 10
				2017- 11	
				2018- 07	
				2021- 01	
				2019- 03	
				2019- 09	2023- 01
				2020- 02	
				2020- 04	2023- 12
				2020- 12	2023- 12
				2021- 06	2023- 05
				2021- 12	
				2022- 01	
				2023- 04	
				2022- 10	
				2022- 10	
				2010- 06	
				2020- 05	

		1
		2 2022
		3 2022
		4
		5 2022
		6 2022
		7 2022
		8 2023
		9 2023
	2023-03-28	10 2023

		11	
		12	2022
		13	2022
		14	2022
		15	
		16	
		17	
		18	
		19	2022
	2023-04-27	2023	
	2023-07-26		
	2023-08-25	1 2023 2 2023 3 4	
	2023-10-22		
	2023-10-27	1 2023 2	
	2023-12-28	1 2 3 4 5 6 7 8	2024-2026

()

		9	9	5	0	0		3
		9	9	5	0	0		2

		9	9	6	0	0		2
		9	9	8	0	0		2
		9	9	9	0	0		3
		9	9	4	0	0		0
		9	9	8	0	0		3
		9	9	8	0	0		3
		9	9	8	0	0		3

		9
		5
		4
		5

()

()

()

	ESG		

()

	2023-01-18	1 2023 2 2023 3 2023 4 2023 5 2023 6 2023	/ /
	2023-02-03	2022	/ /
	2023-02-28		/ /

--	--	--	--

2023-03-14 /

2023-03-28	1 2022 2 2022 3 2022 4 2022 5 2022 6 7 2022 2023 8 2022 9 2022 10 2022 11 12 13	/	/
2023-04-27	2023	/	/
2023-08-25	1 2023 2 2023 3	/	/
2023-10-22	>		/
2023-10-27	2023	/	/
2023-12-28	2023	/	/

--	--	--	--

2023-03-28 2022 / /
<2023 >

--	--	--	--

2023-03-14 ESG / /

2023-03-28 ESG / /

	2022		
--	------	--	--

()

()

	4,526
	8,640
	13,166
	36
	8,537
	680
	2,814
	245
	890
	13,166
	4,461
	3,084
	4,216
	1,405
	13,166

7,930

()

" " " "

()

	:	:
10		0
10		2.5
10		0
	7	

2023

92,650

1.

100%

134.0697

4.9055

1,502.3411

2,505.2581

2,821.0702

1

2023

2023

							2023	1-12		
					/	/				
			27		30					
						20	GB28665- 2012			
		59			50			736.5248	2,158.0880	
			38		20					
						30	GB28664- 2012			
					100					
			6		30		GB13271- 2014			
					10		GB13223- 2011			
		41			20			735.7838	2,739.9940	
			35		25		GB28663- 2012			
			5	15			GB28663- 2012			/ /
			24	18	30			26.8571	27.5500	
						20	GB28665- 2012			
			2		25		GB28663- 2012			
			3		40					
		48	27		20		GB28662- 2012	1,321.9045	9,274.7530	
			16		30					
					50		GB16171- 2012			
					80					
	/	/	172	/	/	/	/	2,821.0702	14,200.3850	



				2023 14	2023-08
				2023 63	2023-07
				/	2023-01
				/	2023-05
	2#2550			/	2023-08
				/	2023-09
				/	2023-11
				2023 24	2023-03
				2023 06	2023-06
				2023 62	2023-05
				2023 06	2023-06

6.

2

--	--	--	--	--	--

		/	
--	--	---	--

45
45
/
/
/

--	--	--	--	--	--

15 " " 30

--	--	--	--	--	--	--	--	--	--	--	--

2016

/ /

2023
12
4

				2016					/	/
			1							
			2							
			3							

--	--	--	--	--	--	--	--	--	--	--	--	--	--	--	--	--	--	--	--

--	--	--	--	--	--	--	--	--	--	--	--

1

2

3

/ /

2021

/ /

4

1 / 2

3

5

1

2021

2

2023
12
4

/ /

3

4

18

1

2

2021

3

/ /

4

5

		210
		7
	2	2

		60

20% 20%

							%
					444,344,253.85		0.61
					334,426.12		0.00
					1,580,674,972.67		2.18
					18,051,414.17		0.02
					9,135,995.02		0.01
					318,340.67		0.00
					6,625,168.96		0.01
					279,330.19		0.00
					4,457,560.92		0.01

2

							%
					753,311,226.89		1.16
					137,665.87		0.00
					41,673,761.10		0.06
					173,642.18		0.00
					21,940,642.21		0.03
					6,136,247.79		0.01
					47,261,169.81		0.07
					43,180.09		0.00
					39,508,964.34		0.06
					1,747,916.81		0.00
					5,954,565.81		0.01
					117,311.50		0.00
					302,735.39		0.00
					3,248,006.78		0.01
				₪			

2.65

0

1.
(1)

		890,000,000.00	0	/
"	"	7,410,000,000.00	1,520,000,000.00	/

(2)

(3)

2.
(1)

(2)

(3)

3.

()

()

						(1)	2	(3)	% (2)/(1)	4	% 5 =(4)/(1)	

	1,698,163,773	1,698,163,773	0	0		2023- 07- 10
	1,698,163,773	1,698,163,773	0	0	/	/

()

6,166,701,011		1,698,163,773		1,610,000
	6,165,091,011			
"	" "	" "	" " 1	"

()

()

()	73,409
()	69,852

	3,522,419,593		3,522,419,593
	157,460,130		157,460,130
	121,167,491		121,167,491
	113,363,583		113,363,583
	105,279,402		105,279,402
	81,502,800		81,502,800
MORGAN STANLEY & CO. INTERNATIONAL PLC.	47,344,015		47,344,015
	45,555,100		45,555,100
	45,228,666		45,228,666
	39,112,400		39,112,400

	/
	/
2	
3	
4	
5	



	/	%		%	
MORGAN STANLEY & CO. INTERNATIONAL PLC.			47,344,015	0.77	
			39,112,400	0.63	

()
1

	1982 9 15
	A H A A A H A A A

2

3

() 10

()
1

40.90% 3.69 / 2023 12 13 2024 1 11
2023 12 28

2024 1 11
421 225,490,377 3.66%
2024 1 19

EI

1.

							%					
2020	20 MTN001	102001076.1B	2020-05-25	2020-05-27	2023-05-27	0	4.59					

2020	
------	--

2.

3.

	25	/		010- 88007083
	288	/		0571- 87659885

4.

2020	500,000,000	500,000,000	0			

5.

6.

7.

2024 00151

2023

2023 12 31

2023 12 31

2023

()

()

() 2

: :

	2023	2022	%	
	1,891,394,518.57	2,029,196,481.68	- 6.79	
	0.93	0.85	9.17	
	0.66	0.65	2.28	
%	61.28	58.83	2.45	
EBITDA	20.77%	19.82%	0.95	
	4.50	5.07	- 11.28	
	4.92	5.96	- 17.38	
EBITDA	7.63	6.48	17.76	
%	100.00	100.00	/	
%	100.00	100.00	/	

		16	10	1	
2023 12 31		8,909,514,458.99		2	
	209,487,402.49			3	
		"	"		

2023

2023 12 31

:

:

		2023 12 31	2022 12 31
	1	9,290,441,470.09	11,757,924,887.36
	2	1,243,302,288.19	1,804,342,215.11
	3	96,290,330.00	89,342,160.00
	4	277,504,251.16	469,271,797.17
	5	2,923,296,987.97	2,830,610,026.89
	7	3,874,492,033.58	3,956,057,031.94
	8	1,623,636,840.77	1,399,544,148.45
	9	1,794,812,812.97	151,668,205.54
	10	8,700,027,056.50	7,034,011,023.03
		395,761,079.33	146,171,868.19
	13	1,201,633,044.94	1,112,638,036.62
		31,421,198,195.50	30,751,581,400.30
	16	27,042,419.51	72,427,164.54
	17	409,398,587.89	555,566,751.98
	18	1,426,184,034.00	1,714,351,782.25
	19	268,052,328.33	340,867,978.32
	20	5,971,656.19	6,923,774.20
	21	28,187,258,241.52	26,452,048,786.40
	22	5,166,236,421.19	6,061,192,038.70
	25	239,962,812.91	263,279,220.77
	26	4,308,176,636.72	4,875,591,968.93
	27	369,362,157.94	1,762,836,435.77
		19,444,995.58	16,805,416.62
	29	680,475,817.41	536,034,709.61
	30	647,736,453.11	1,265,326,207.81
		41,755,302,562.30	43,923,252,235.90
		73,176,500,757.80	74,674,833,636.20

2024 3 8

2023 12 31

		2023 12 31	2022 12 31
	32	10,551,956,138.76	12,748,710,616.54
	33	156,428.80	70,415,926.30
	35	8,695,666,295.47	8,030,775,020.65
	36	6,115,325,204.63	6,242,096,569.41
	38	4,787,198,966.86	3,853,118,803.53
	39	574,593,016.14	1,069,084,238.39
	40	499,815,344.96	367,344,222.34
	41	637,490,545.65	799,426,585.65
		10,714,119.10	16
H			5

è / / H
/ /

		2023 12 31	2022 12 31
		5,685,949,816.38	5,985,670,878.94
		1,216,012,288.19	1,428,269,260.11
		96,290,330.00	89,342,160.00
		69,946,105.00	136,275,086.66
	1	314,271,702.56	536,611,500.07
		4,530,428,818.70	4,743,645,127.03
		48,636,262.03	375,605,763.43
	2	4,779,934,145.86	3,676,569,287.91
		3,064,331,849.05	3,298,225,896.03
		3,008,292,422.67	2,532,773,778.62
		55,234,930.56	104,628,287.67
		183,302,159.21	374,144,464.22
	55 8 1	19,988,298,981.16	19,983,535,594.66
	3	11,388,223,997.33	14,157,714,923.75
		1,421,184,034.00	1,557,184,034.00
		268,052,328.33	268,052,328.33
		9,192,899,775.71	8,674,896,759.73
		392,201,274.45	984,712,418.20
		18,322,315.04	24,429,753.44
		774,585,543.79	666,245,248.57
		39,498,888.77	3,554,919.52
		401,134,317.29	332,086,711.11
		23,896,102,474.71	26,668,877,096.65
		43,884,401,455.87	46,652,412,691.31

8 22

91320000714085405J

2024 3 8

[1999]23
2000 9 19

1999 3 18 2000

2

1.

-

2.

12

2023 12 31

12

7.

" 11 " " 13 " " 16 " " 21 " " 34 " " 37

/ "

1.

2.

1 1 12 31

3.

12

2

3

1

4

4.

5.

8.

	10,000
	15,000
	5%

6.

1

8 ---

3

4

1

2

13

30

12

12

a		

	%
	5
	10
	30
	50
	80
	100

	%
	5
	20
	50
	100

14.

13

13

15.

13

13

13

16.

17.

18.

1

2

19.

1

2

A

B

A
B

3

7

4

20.
(1).

22 ---

22 ---

22 ---

22 ---

(1).

+

(1).

1
2

	20	
	5-10	
	10	
	10	
	10	

14

PPP

PPP

6 ---

PPP

BOT TOT

(2).

A
B
C
D
E

14 ---

1 ---

27.



30.
(1).

2

(2).

(3).

33.

(4).

34.
(1).

1

31.

1

13 --

2

()

3

32.

2

1

(2).

1
2

1

()

12

40,000

2

3

36.

1

2

39.

1

1

2

" "

37.

/

		2020	9	1	2.5%
	/			4%	5%



	121,325,963.21	42,428,937.70	- 83,290.16	- 21,079,683.42	142,591,927.33
	121,325,963.21	42,428,937.70	- 83,290.16	- 21,079,683.42	142,591,927.33

(4).

(5).

(4).

	83,290.16

(5).

7
(1).

	3,874,492,033.58	3,956,057,031.94
	3,874,492,033.58	3,956,057,031.94

(2).

	2,814,806,369.61
	2,814,806,369.61

(3).

	6,645,760,059.85
	6,645,760,059.85

(4).

		%		%			%		
	3,874,492,033.58	100.00			3,874,492,033.58	3,956,057,031.94	100.00		3,956,057,031.94

		%		%		%
	3,874,492,033.58	100.00	3,874,492,033.58	3,956,057,031.94	100.00	3,956,057,031.94
	3,874,492,033.58	/	/	3,874,492,033.58	3,956,057,031.94	/

		%
--	3,874,492,033.58	
	3,874,492,033.58	

--

(5).

(6).

(7).

(8).

8

(1).

		%		%
1	1,590,317,956.68	97.95	1,376,221,126.66	98.33
1 2	15,761,573.74	0.97	12,253,955.26	0.88

		%		%
2 3	6,978,219.59	0.43	4,171,174.98	0.30
3	10,579,090.76	0.65	6,897,891.55	0.49
	1,623,636,840.77	100.00	1,399,544,148.45	100.00

1

(2).

		%
1	621,145,632.96	38.26
2	57,862,337.00	3.56
3	50,000,000.00	3.08
4	45,604,855.50	2.81
5	44,981,670.68	2.77
	819,594,496.14	50.48
	819,594,496.14	50.48%

9

	1,794,812,812.97	151,668,205.54
	1,794,812,812.97	151,668,205.54

(1).

(2).

(3).

(4).

(5).

1		1,760,321,685.65	119,673,665.90
1	2	27,057,283.07	22,178,572.14
2	3	12,532,866.17	27,249,836.31
3			
3	4	14,302,230.56	1,539,871.63
4	5	1,460,009.01	3,301,129.39
5		36,096,142.99	34,095,013.60
		1,851,770,217.45	208,038,088.97


(2).

		23,395,294.76	11,347,996.41
		24,558,569.38	25,269,063.58
		141,372,409.54	140,062,521.91
		1,625,798,728.36	
		9,223,968.41	9,523,968.41
		27,421,247.00	21,834,538.66
		1,851,770,217.45	208,038,088.97

1,615,138,812.20

10,659,916.16

(3).



	56,369,883.43	14,350,514.23		- 13,762,993.18	56,957,404.48
	56,369,883.43	14,350,514.23		- 13,762,993.18	56,957,404.48

	11,464,415.10	2,835,402.85		13,071,354.99	950,177.24
	103,489,110.09	129,738,576.93		103,479,816.45	129,747,870.57
	22,169,722.45	28,142,063.90		23,186,333.94	2,086,526.39

(5).

	32,530.95				32,530.95
	54,362,964.34	54,389,789.23		54,362,964.34	54,389,789.23
	191,518,742.93	215,105,832.91		194,100,469.72	3,036,703.63
				209,487,402.49	

(6).

		%			
1	1,625,798,728.36	87.80		1	-
2	20,000,000.00	1.08		1	1,200,000.00
3	20,000,000.00	1.08		1	1,200,000.00
4	19,847,500.01	1.07		5	19,847,500.01
5	13,293,568.00	0.72		1- 3	2,534,870.40
	1,698,939,796.37	91.75	/	/	24,782,370.41

(7).

10

(1).

		/		/	
	4,047,409,284.74	278,285.72	4,047,130,999.02	3,047,861,809.84	11,464,415.10
	2,165,773,553.30	129,747,870.57	2,036,025,682.73	1,763,635,817.64	103,489,110.09
	979,045,322.06	25,038,926.02	954,006,396.04	1,078,839,387.28	22,169,722.45
	14,160,738.65		14,160,738.65	62,233,244.57	62,233,244.57
	273,561,964.78	32,530.95	273,529,433.83	296,158,771.64	32,530.95
	1,429,563,595.46	54,389,789.23	1,375,173,806.23	976,800,734.99	54,362,964.34
	8,909,514,458.99	209,487,402.49	8,700,027,056.50	7,225,529,765.96	191,518,742.93

(2).

(3).

(4).

11

12

	373,248,995.21	144,668,397.26
	22,512,084.12	1,503,470.93
	395,761,079.33	146,171,868.19

13

(1).

--	--	--	--	--	--	--	--

	261,144,771.51	261,144,771.51	-	261,144,771.51	261,144,771.51	-	
	39,500,797.63		39,500,797.63	62,886,627.90		62,886,627.90	
	10,053,706.00		10,053,706.00	11,044,007.57		11,044,007.57	
	22,512,084.12		22,512,084.12	1,503,470.93		1,503,470.93	
	288,187,191.02	261,144,771.51	27,042,419.51	333,571,936.05	261,144,771.51	72,427,164.54	/

5 5

(2).

261,144,771.51

	196,468,368.04			27,286,610.97				35,000,000.00		188,754,979.01	
	196,468,368.04			27,286,610.97				35,000,000.00		188,754,979.01	6,164,700.00
	99,131,814.51			4,770,469.99				1,637,083.77		102,265,200.73	
	4,331,660.74			542,435.88						4,874,096.62	
	11,038,987.12			-2,645,099.35						8,393,887.77	
	7,700,103.44			5,844,983.60				1,500,000.00		12,045,087.04	

261,144,771.51

1	105,325,692.57		105,325,692.57								
	21,055,082.70			621,981.57						21,677,064.27	
	5,938,812.52			320,328.34						6,259,140.86	
	53,557,098.09			-37,858,523.45						15,698,574.64	
	261,144,771.51	4,588,000.00	261,144,771.51	539,198.02						6,718,640.10	261,144,771.51
	24,412,402.81			-1,728,954.02						22,683,448.79	
	4,012,255.28			-743,101.47						3,269,153.81	
	3,157,475.02			-1,024.30						3,156,450.72	
	3,525,709.50			35,756.06						3,561,465.56	
(5)	2	2,640,602.00		-619,547.32					-2,021,054.68		
	3	10,600,849.52		-1,049,450.62						9,551,398.90	
		500,000.00		-10,000.93						489,999.07	
	359,098,383.94	5,088,000.00	105,325,692.57	-33,058,944.04				3,137,083.77	0.00	-2,021,054.68	220,643,608.88
	555,566,751.98	5,088,000.00	105,325,692.57	-5,772,333.07				38,137,083.77	0.00	-2,021,054.68	409,398,587.89

1 2023 10 " " " " 4.75
 2023 12 7,138,223 " " " " 4.75
 4,417,612 2023 12
 4,200,1 1
 5 p

17
(1).

--	--	--	--	--	--	--	--	--	--	--	--

PT GAHAPI NISCO STEEL 6,164,700.00

(2).

	9,574,951.40		
	9,574,951.40		/

19

	218,052,333.33		218,052,333.33
	49,999,995.00		122,815,644.99
	268,052,328.33		340,867,978.32

20

(1).

1.	4,708,468.02	3,154,119.08		7,862,587.10
2.	7,116,629.76	-		7,116,629.76
1				
2 \ \	7,116,629.76			7,116,629.76
3				
3.	4,708,468.02	3,154,119.08		7,862,587.10
1				
2				
3	4,708,468.02	3,154,119.08		7,862,587.10
4.	7,116,629.76			7,116,629.76
1.	843,535.32	95,277.58		938,812.90
2.	1,316,436.18	105,863.98		1,422,300.16
1	171,462.61	105,863.98		277,326.59
2	1,144,973.57			1,144,973.57
3.	1,014,997.93	201,141.56		1,216,139.49
1				
2				

	5,166,236,421.19	6,039,000,465.61
		22,191,573.09
	5,166,236,421.19	6,061,192,038.70

(1).

	5,166,236,421.19		5,166,236,421.19	6,040,941,785.61	1,941,320.00
	5,166,236,421.19		5,166,236,421.19	6,040,941,785.61	1,941,320.00
					6,039,000,465.61
					6,039,000,465.61

(2).

1.	39,223,055.19	17,075,034.46	10,503,956.24	434,735.86	67,236,781.75
2.	19,611,527.64	3,332,378.16	11,343,563.18	5,216,830.36	39,504,299.34
1	19,611,527.64	3,332,378.16	11,343,563.18	5,216,830.36	39,504,299.34
3.			2,100,730.98		2,100,730.98
1					
2			2,100,730.98		2,100,730.98
4.	58,834,582.83	20,407,412.62	19,746,788.44	5,651,566.22	104,640,350.11
1.					
2.					
1					
3.					
1					
4.					
1.	58,834,582.47	22,745,444.48	26,749,342.80	131,633,443.16	239,962,812.91
2.	78,446,110.11	26,077,822.64	21,905,014.50	136,850,273.52	263,279,220.77

(2)

26

(1).

1.	1,545,333,176.13	4,597,183,838.36	70,100,000.00	295,629,915.93	183,421,875.00	302,910,000.00	191,361,010.65	7,185,939,816.07
2.	136,385,557.28	376,484,750.47	-	154,364,707.34	-	-	-	667,235,015.09
1	136,385,557.28	376,484,750.47	-	12,026,477.21	-	-	-	524,896,784.96
2	-	-	-	142,338,230.13	-	-	-	142,338,230.13
3	-	-	-	-	-	-	-	-
4	-	-	-	-	-	-	-	-
3.	522,232,411.34	-	-	7,812,209.56	-	302,910,000.00	162,268,710.65	995,223,331.55
1	-	-	-	318,670.00	-	-	-	318,670.00
2	522,232,411.34	-	-	7,493,539.56	-	302,910,000.00	162,268,710.65	994,904,661.55
4.	1,159,486,322.07	4,973,668,588.83	70,100,000.00	442,182,413.71	183,421,875.00	-	29,092,300.00	6,857,951,499.61
1.	246,841,480.84	1,757,081,918.07	65,426,666.31	88,357,149.34	55,026,562.62	22,718,250.00	48,345,276.76	2,283,797,303.94
2.	26,668,350.90	238,015,818.01	3,491,948.85	39,462,186.85	18,342,187.56	25,242,500.00	20,701,554.26	371,924,546.43
1	26,668,350.90	238,015,818.01	3,491,948.85	39,462,186.85	18,342,187.56	25,242,500.00	20,701,554.26	371,924,546.43
2	-	-	-	-	-	-	-	-
3.	16,426,202.41	0.00	-0.00	5,514,361.05	0.00	47,960,750.00	62,596,217.22	132,497,530.68
1	-	-	-	318,670.00	-	-	-	318,670.00

--	--	--	--

--	--	--	--

--	--	--	--

20, 59200

27
1). (

	208,465,915.03	34,293,967.98	205,241,049.70	33,116,606.67
	609,319,759.46	152,329,939.88	557,044,917.95	137,119,237.13
	2,037,542,174.71	429,428,643.29	1,255,105,053.38	263,910,938.39
	276,055,639.60	68,881,507.82	372,398,867.56	83,495,994.77
	805,570,433.92	145,412,685.84	1,342,349,906.15	248,950,348.47
	98,741,142.94	24,424,267.09	104,131,391.35	25,661,940.97
	718,393,518.90	141,748,503.58	683,759,524.28	133,934,702.79
	196,867,375.35	37,720,864.67	179,228,387.07	36,080,442.94
	596,267,009.74	104,874,492.99	1,897,115.60	453,991.52
	321,892,008.35	62,299,296.95	462,379,803.83	89,754,545.55
	28,392,489.11	7,098,122.28	359,833,378.80	74,311,169.42
	95,972,178.85	/	1200 2 8,392,489.11	i ,098,122.28


(5).

2023		18,792.29	
2024	4,408,671.92	1,486,863.00	
2025	13,382,315.66	5,933,935.28	
2026	23,359,128.88	10,293,035.98	
2027	59,646,861.18	56,917,750.98	
2028	40,151,479.07	9,010,372.51	
	140,948,456.71	83,660,750.04	/

30

1	334,580,576.26	334,580,576.26	308,632,777.01	308,632,777.01	
2	3,157,228.88	3,157,228.88	4,486,372.62	4,486,372.62	
3	993,120.91	993,120.91	1,000,715.22	1,000,715.22	
4	91,458,918.17	91,458,918.17	80,402,660.44	80,402,660.44	
5	1,319,404.00	1,319,404.00	1,000,000.00	1,000,000.00	
6	45,327,933.94	45,327,933.94	43,645,290.96	43,645,290.96	
	63,897,882.06	63,897,882.06	476,881,980.60	476,881,980.60	
	107,001,388.89	107,001,388.89	349,276,410.96	349,276,410.96	
	647,736,453.11	647,736,453.11	1,265,326,207.81	1,265,326,207.81	

1 2020 12 4 2020 12 22 2020



5 8,200.00

100.00

6 2021 10 27 40.00%

120,000,000.00

43,668,880.00

	4,548,421,292.52	4,548,421,292.52			5,492,381,594.30	5,492,381,594.30			
	3,619,949,877.49	3,619,949,877.49			3,170,780,589.15	3,170,780,589.15			
	330,000.00	330,000.00			31,536,993.50	31,536,993.50			
	12,134,876.48	12,134,876.48			216,512,587.35	216,512,587.35			
	8,435,964.93	8,435,964.93			6,912,136.69	6,912,136.69			
	630,000,000.00	630,000,000.00			1,840,500,000.00	1,840,500,000.00			
	227,753,124.51	227,753,124.51			200,692,307.64	200,692,307.64			
	49,817,449.11	49,817,449.11			20,222,455.71	20,222,455.71			
					5,224,524.26	5,224,524.26			
	3,064,720,573.19	3,049,725,720.98			2,869,437,701.38	2,709,049,015.54			
	11,689,271.14	10,987,914.87			7,469,725.21	7,021,541.70			
	981,523,601.47	750,561,796.35			2,441,703,852.60	1,370,136,112.88			
					63,919,368.88	62,401,411.72			
	38,634,360.10	32,273,792.53			88,076,559.52	77,443,748.09			
					/	/			
100%					/	/			
	/	/			/	/			
100%	/	/			/	/			
100%	/	/			/	/			

32
(1).

	643,945,124.72	1,691,539,182.19
	79,900,000.00	113,915,235.00
	6,339,121,851.62	5,665,038,879.46
	1,973,231,559.55	1,980,884,606.29

+	1,450,000,000.00	3,247,000,000.00
+	30,000,000.00	30,000,000.00
	35,757,602.87	20,332,713.60
	10,551,956,138.76	12,748,710,616.54

(2).

0

33

			/
	70,415,926.30	156,428.80	
	70,415,926.30	156,428.80	
	70,415,926.30	156,428.80	/

34

35

(1).

	8,695,666,295.47	8,030,775,020.65
	8,695,666,295.47	8,030,775,020.65

0

36

(1).

	3,120,953,033.12	3,855,676,370.06
	2,837,419,599.71	2,179,234,410.38
	156,952,571.80	207,185,788.97
	6,115,325,204.63	6,242,096,569.41

(2).

1

1	85,726,664.52	
2	43,258,518.13	
3	24,110,000.00	
4	24,064,502.95	
5	17,688,918.43	
	194,848,604.03	/

	965,862.98	168,566,544.82	168,569,512.65	778,078.97	184,816.18
	826,257.77	134,864,056.90	134,855,792.29	657,901.80	176,620.58
	139,068.31	21,376,748.13	21,390,198.23	120,177.17	5,441.04
	536.9	12,325,739.79	12,323,522.13		2,754.56
	383,241.00	211,444,453.63	211,595,801.41	79,157.22	152,736.00
	1,290,581.89	47,596,854.76	45,723,994.26	103,806.98	3,059,635.41
	1,067,888,572.32	3,344,804,866.14	3,778,260,990.79	60,120,760.62	574,311,687.05

(1).

(2). 1

(3).

38

(1).

	4,440,906,604.50	3,620,259,331.63
	346,292,362.36	232,859,471.90
	4,787,198,966.86	3,853,118,803.53

(2). 1

(3).

39

(1).

	1,067,888,572.32	3,344,804,866.14	3,778,260,990.79	60,120,760.62	574,311,687.05
-	1,195,666.07	301,800,116.40	302,054,360.26	660,093.12	281,329.09
	1,069,084,238.39	3,646,604,982.54	4,080,315,351.05	60,780,853.74	574,593,016.14

(2).

(3).

1	1,153,574.35	291,317,488.56	291,563,091.22	634,759.13	273,212.56
2	42,091.72	9,433,325.04	9,441,966.24	25,333.99	8,116.53
3		1,049,302.80	1,049,302.80		
	1,195,666.07	301,800,116.40	302,054,360.26	660,093.12	281,329.09

40

	88,131,159.14	104,137,029.33
	276,071,240.24	168,711,987.31
	60,953,517.19	20,099,601.11
	3,856,270.71	3,939,037.37
	18,453,026.28	17,979,289.79
	6,283,520.81	8,424,004.05
	28,747,102.44	23,400,956.74
	3,137,775.92	3,079,108.41
	7,461,512.33	6,891,798.96
	6,720,219.90	10,681,409.27
	499,815,344.96	367,344,222.34

41

(1).

	10,714,119.10	12,610,627.61
	626,776,426.55	786,815,958.04
	637,490,545.65	799,426,585.65

(2).

1	877,582,472.77	1,570,024,811.48
1		513,566,714.05
1	80,107,286.61	8,946,304.00
1	49,421,077.86	44,127,912.07
	1,007,110,837.24	2,136,665,741.60

(3).

	10,000,000.00	10,000,000.00
	714,119.10	2,356,593.03
		254,034.58
	10,714,119.10	12,610,627.61

1

	24,000.00	98,903,707.93
	625,919,020.10	405,773,568.29
	135,012,000.00	
	39,449,272.67	54,849,641.45
+	46,812,500.00	917,669,899.40
+	30,365,680.00	92,827,994.41
	877,582,472.77	1,570,024,811.48

44

(4).

	33,818,222.99	9,387,604.12
	393,637,698.28	452,575,602.29
	1,500,000.00	34,434,947.66
	197,820,505.28	290,417,803.97
	626,776,426.55	786,815,958.04

1

	176,418,275.34	173,119,727.62
	45,046,770.42	40,338,284.01
	20,531,222.65	16,874,954.64
	54,570,564.65	60,281,387.59
	494,029,406.57	450,108,213.87
	40,074.40	3,880,000.00
	185,826,953.98	179,948,820.72
	976,463,268.01	924,551,388.45

45

(1).

1	46,953,493.28	
2	22,791,714.53	
3	19,847,499.98	
4	10,000,000.00	
	99,592,707.79	/

	81,030,053.27	119,971,853.27
	11,964,000.00	77,003,493.34
	5,445,725,884.94	3,441,041,161.22
	2,693,382,000.00	1,106,347,720.00
+	58,125,000.00	91,875,000.00
+	286,570,160.48	215,661,686.48
	14,570,771.45	8,300,696.92
	8,591,367,870.14	5,060,201,611.23

42

43 1

(2).

		55,219,567.47	16,509,554.21	5,514,133.03	66,214,988.65	/
		730,000.00		730,000.00		
		55,949,567.47	16,509,554.21	6,244,133.03	66,214,988.65	/

49

50

	13,366,927,927.00	13,119,395,552.01
+		155,850,558.27
	13,366,927,927.00	13,275,246,110.28
	2,125,293,958.43	2,161,466,520.30
	7,181,213.55	
	414,621,198.28	224,525,500.29
	1,541,272,752.75	1,845,259,203.29
	13,543,509,147.95	13,366,927,927.00

- (1) 0
- (2) 0
- (3) 0
- (4) 0
- (5) 0

61
(1).

	72,357,189,967.40	64,737,425,741.46	70,292,176,385.60	62,780,700,958.12
	185,590,629.11	116,571,476.32	374,747,458.46	286,064,001.60
	72,542,780,596.51	64,853,997,217.78	70,666,923,844.06	63,066,764,959.72

(2).

	48,207,382,356.16	42,304,644,490.54							48,207,382,356.16	42,304,644,490.54	
	20,650,168,525.63	19,922,211,342.54	2,393,061,572.19	1,958,138,173.81	1,502,154,557.68	878,966,466.68	-209,986,415.15	-209,963,255.79	24,335,398,240.35	22,549,352,727.24	
	63,227,376,423.27	57,699,089,045.71	1,516,854,084.93	1,254,654,264.29	1,502,154,557.68	878,966,466.68	-209,986,415.15	-209,963,255.79	66,036,398,650.73	59,622,746,520.89	
	5,630,174,458.52	4,527,766,787.37	876,207,487.26	703,483,909.52					6,506,381,945.78	5,231,250,696.89	
	68,824,536,967.45	62,199,536,215.77	2,392,483,514.13	1,957,966,711.20	314,893,298.81	198,229,452.61	-209,986,415.15	-209,963,255.79	71,321,927,365.24	64,145,769,123.79	
	33,013.20	2	-16'II- ,ae03-8 OÙ /.	* 6 65W	162	f / ' - ,ae0 8 i / Q ' '					

(3).

(4).

(5).

	48,856,115.62	69,102,701.05
	36,664,004.08	50,487,554.71
	25,058,237.58	22,757,346.41
	74,277,921.08	65,624,866.64
	29,174,074.47	27,911,155.23
	110,069,009.85	73,051,589.35
	27,229,356.89	32,631,140.77
	2,240,849.98	2,400,999.15
	353,569,569.55	343,967,353.31

63

	210,480,750.31	184,917,734.33
	13,565,756.22	10,488,007.54
	13,568,484.41	7,068,477.35
	22,957,250.39	25,336,654.62
	85,798,403.95	57,460,089.25
	46,324,348.20	22,785,127.18
	24,523,574.41	18,402,023.79
	59,630,880.06	42,113,332.16
	476,849,447.95	368,571,446.22

64

	898,807,234.83	861,026,341.02
	285,556,329.02	225,804,142.12
	92,477,830.14	77,924,288.61
	28,703,334.13	23,650,067.80
	16,214,574.12	13,152,414.62

	- 5,772,333.07	8,703,227.35
	- 87,216,544.35	- 17,506,806.47
	11,664,115.05	18,954,164.36
	36,009,500.00	60,802,602.10
	62,474,939.82	- 66,124,716.89

	21,816,470.37	15,912,478.67
	- 90,088,638.44	- 122,016,304.25
	37,382,553.89	32,815,207.09
	- 13,729,936.73	- 68,460,148.04

69

70

	66,321,945.76	110,715,347.64
	- 120,100,522.40	121,020,982.40
	70,259,497.50	- 49,162,593.92
	70,259,497.50	- 49,162,593.92
	136,581,443.26	61,552,753.72

71

	2,367,896.40	132,176,900.00
	10,517,195.29	5,322,952.23
	300,000.01	332,420.56
	8,688,055.78	8,781,530.38
	62,338,336.54	206,806,997.88

(1).

	596,772,559.17	457,165,095.51
	- 193,517,150.38	- 148,043,888.48
	403,255,408.79	309,121,207.03

(2).

	2,647,901,585.09
/	397,185,237.76
	131,862,266.23
	38,264,773.83
	- 17,243,012.99
	21,335,895.18

	2,766,000,000.00	2,354,000,000.00
	58,412,806.24	-
	160,212,685.15	
	2,984,625,491.39	2,354,000,000.00

1<s 0 3/

	3,388,342,373.85	2,554,949,325.29
	400.00	326,475,465.05
	98,187,272.75	-
	-	22,529,666.13
	417,217,344.40	291,472,977.84
	204,885,101.80	160,413,861.30
	48,538,833.59	95,422,629.55
	4,157,171,326.39	3,451,263,925.16

	3,072,500,000.00	2,354,000,000.00
	58,412,806.24	
	160,212,685.15	
	3,951,352,188.58	4,454,387,760.07
	247,983,903.28	714,201,718.91
	-	201,500,000.00
	7,490,461,583.25	7,724,089,478.98

(5).

(1).

1		
	2,244,646,176.30	2,323,538,242.46
	215,105,832.91	323,660,207.73
	44,538,970.23	- 3,213,967.87

	2,163,007,612.39	1,842,127,635.27
	39,504,299.34	30,309,744.90
	371,924,546.43	403,069,548.54
	10,277,015.45	2,746,199.97
	" "	18,633.40
	" "	39,717,904.53
	" "	- 136,581,443.26
	" "	810,728,390.04
	" "	13,729,936.73
	" "	- 156,066,623.43
	" "	- 38,734,382.08
	" "	- 2,092,640,072.44
	" "	- 3,236,397,210.63
	" "	2,345,298,897.22
	37,083,797.36	
	2,675,162,280.49	3,752,521,255.49

2		
	29,805,994.30	149,481,984.64

3		
	4,742,009,232.58	6,265,508,723.72
	6,265,508,723.72	3,934,817,962.35
	- 1,523,499,491.14	2,330,690,761.37

(2).

		-
		-
		400.00
		400.00
		- 400.00

(3).

		1,033,000,000.00
		1,000,000,000.00
		33,000,000.00
		1,161,833,528.42
		1,160,212,685.15
		1,620,843.27
		- 128,833,528.42

4

(4).

	4,742,009,232.58	6,265,508,723.72
	128,693.00	159,305.08
	4,454,316,912.66	6,036,057,708.04
	287,563,626.92	229,291,710.60
	4,742,009,232.58	6,265,508,723.72

(5).

(6).

	3,619,949,877.49	3,170,780,589.15	
	330,000.00	31,536,993.50	
	12,134,876.48	216,512,587.35	
	8,435,964.93	6,912,136.69	
	630,000,000.00	1,840,500,000.00	
	227,753,124.51	200,692,307.64	
	49,817,449.11	20,222,455.71	
		5,224,524.26	
	10,944.99	34,569.34	
	4,548,432,237.51	5,492,416,163.64	/

80



(3)

	523,637,159.01	532,508,816.78
	77,811,400.73	77,840,086.87
	1,749,597,066.44	1,630,787,442.47
	51,420,240.06	70,092,627.50
	2,402,465,866.24	2,311,228,973.62
	2,402,465,866.24	2,311,228,973.62

(2)

(3)

1

(1)

			%						
	2023 11		100%		2023 11		115,841.84	-178,762.13	

(2)

--	
--	
--	
--	
--	
--	
--	
--	
	990,015.89
/	- 990,015.89

(3)

	4,455,251.45	4,455,251.45
	4,454,931.21	4,454,931.21
	320.24	320.24
	3,465,235.56	3,465,235.56
	3,465,235.56	3,465,235.56
	990,015.89	990,015.89
	990,015.89	990,015.89

(4)

(5)

(6)

2

			%				%				
2023	10	2,615,138,812.20	29.5645%			-98,043,534.11	-	-	-	-	-
2023	2	44,000,000.00	60.6032%			17,678,713.58	-	-	-	-	-

2023 3 14 " " 2023 3 31 2023

2023 10 22 " 2023 10 27 "

" 26.50

2,615,138,812.20 10.00 ,

3 " "

" "

6%

2023 12 31 1,615,138,812.20

10,659,916.16 1,625,798,728.36

5

1

	5,000.00		100.00%
	7,000.00		51.00%
	1,000.00		100.00%
	5,000.00	100.00%	
	1,000.00		100.00%

	7,119.07	99.4425%	
	100.00		90.00%
	9,000.00		100.00%
	500.00		17.78%
	1,000.00		100.00%
	10.00		100.00%
	7,000.00		100.00%
	500.00		100.00%
	3,000.00		100.00%
	1,000.00		51.00%

2

	100%	-	165,586.10

3 2023 10
2023 10

6

1
(1).

				%	
	1,000.00			100	
	5,000.00			100	
	3,000.00			100	
	100.00			100	
	3,000.00			100	
	15,084.00			58.09	8.2
	5,000.00				100
	10,000.00				100
	16,000.00			100	
PT NISCO JINTENG STEEL	25,537,600.00				100
	247,600.00			100	
	227,963.72			100	
	150,000.00				100
	200.00				100
	10,000.00				100
	2,000.00				100
	6,000.00				100
	4,700.00				100
	5,000.00				100
	1,500.00				100
	18,000.00				100

				%	
		4,950.00			100
		10,000.00			100
		300.00			100
		100			100
		5000			100
		1,500.00			100
		59,100.00	84.60	15.40	
JinTou Capital Limited		5.00			100
JK Environment Investment(HK)		1.00			100
Fosun JK Environment Investment(HK)		1.00			100
		10,000.00			100
		50,000.00	75	25	
		1,000.00			100
()		1,341.12			22.224
()		770.88			12.26
		5,000.00			100
		58,865.99	92.24	7.76	
		50,000.00			100
		1,000.00			100
		1,000.00			100
		5,000.00			100
		800.00			60
		8,667.35	100		
		5,000.00			100
		3,000.00	90	10	
		750.00			100
		100.00			100
		1,000.00			90
		500.00			40
		1,096.00			67.69
		1,096.00			78.69
PT.KINTENG NEW ENERGY RESOURCES INDONESIA		8,000,000			65
		1,500.00			100
		2,000.00			49
		950.00			51
		1,608.79			41.7767
		7,575.76	51		
		10,000.00			100
		20,000.00			51
		74,700.00			100
		74,700.00			100
		500.00			100
		1,000.00			100
		300.00			51
		17,000.00			54.65
		6,000.00			100
		1,000.00			100
PT Kinrui New Energy Technologies Indonesia		11,504.53			78

				%	
PT Kinxiang New Energy Technologies Indonesia		16,393.68			51
PT INDONESIA JINTENG RESOURCES		4,300,000			100
		400.00			100
		100.00		70	
		10,000.00		100	
		2,000.00			60
		3,000.00			66.67
		1,000.00			100
		800.00			51
		5,000.00			56
		3,000.00		45	
		5,000.00		100	
		3,000.00			65
		5,000.00		100	
		1,000.00			60
		100.00			100
		37,242.35		85.9586	8.2077
		36,932.64			100
		16,800.00			80
		210.00			100
		83.33			60
		6,400.00			100
		5,150.00			100
		3,150.00			100
		10,312.00			100
		11,166.89			70
		3,084.80			100
		600.00			100
		61,493.40			100
		3,300.30			100
		635.48			100
		210.00			100
		350.00			100
		600.00			100
		260.00			100
		301.00			100
		50.00			100
		4,000.00			100
		5,000.00			100
		8,400.00			100
		3,000.00			100
		6,849.00			90
		1,980.00			100
		5,300.00			100
		10,000.00			80
		100.00			100
		10,000.00			100
		5,000.00			100
		13,000.00			100
		6,000.00			100

--	--	--

--		
/	- 9,175,692.00	3,879,850.33
/	- 12,293,071.10	2,312,162.79
	3,117,379.10	1,567,687.54
	3,117,379.10	1,567,687.54

(7).

(8).

6

1

2

							/
	5,000,000.00			1,000,000.00		4,000,000.00	
	159,214,363.03	15,526,000.00		26,624,193.27	- 111,111,289.76	37,004,880.00	
	96,049,900.27	50,000,000.00		15,507,284.00		130,542,616.27	
	371,440,078.33	93,171,250.00		38,883,034.00	- 1,740,000.00	423,988,294.33	
	26,754,900.00			2,937,000.00		23,817,900.00	
	13,396,547.70	5,514,133.03		692,313.19		18,218,367.54	
	47,326,223.05			1,160,755.80	- 18,012,327.79	28,153,139.46	
	719,182,012.38	164,211,383.03		86,804,580.26	- 130,863,617.55	665,725,197.60	/

3

		86,804,580.26	53,629,613.61
		28,385,878.92	31,216,678.27
		96,129,210.29	126,665,741.36
		116,583,952.43	109,356,238.63
		152,777,424.29	
		480,681,046.19	320,868,271.87

1

3

(1).

(2).

(3).

(4).

	/	/
	188,754,979.01	196,468,368.04
--	27,286,610.97	49,895,937.54
--		
--	27,286,610.97	49,895,937.54
	409,398,587.89	359,098,383.94
--	- 33,058,944.04	- 41,192,710.19
--		
--	- 33,058,944.04	- 41,192,710.19

(5).

(6).

	614,477,880.95	71,564,327.04	686,042,207.99
	13,043,262.09	52,798,100.75	65,841,362.84

5

1

1-5

81

1

7

1

%

2023 12 31
2023 12 31

5 4
242,457.79
247.40

(1)

		*			

(2)

	96,290,330.00		4,496,327.26	10,666,846.22 -10,671,377.53

(3)

3

(1)

(2)

(3)

1

	560,013,891.08	177,108,746.36	602,469,980.75	1,339,592,618.19
1.	560,013,891.08	177,108,746.36	602,469,980.75	1,339,592,618.19
1	20,000,000.00		16,153,096.25	36,153,096.25
2	442,803,101.08	177,108,746.36	586,316,884.50	1,206,228,731.94
3	97,210,790.00			97,210,790.00
2.				
1				
2				

			1,426,184,034.00	1,426,184,034.00
1.				
2.				
3.				
1.				
2.				
		3,874,492,033.58		3,874,492,033.58
		268,052,328.33		268,052,328.33
	560,013,891.08	4,319,653,108.27	2,028,654,014.75	6,908,321,014.10
	156,428.80			156,428.80
1.				
	156,428.80			156,428.80
2.				
	156,428.80			156,428.80

2

3

4

--	--	--	--

		16,153,096.25	
		1,414,984,034.00	
		11,200,000.00	

1

		1,931,571,320.55	1,951,796,026.63
		- 32,727,605.15	
		129,810,299.35	- 20,224,706.08
		2,028,654,014.75	1,931,571,320.55

2

5%

	5%	3,012.35	7,130.92
	5%	- 3,012.35	- 7,130.92

6

7

8

9

1

				%	%
			700,000.00	59.10	59.10

1.97%

59.10%

57.13%

100%


		202,830.61	12,169.84	278,703.02	83,610.91
		95,000.00	5,700.00	5,419,163.20	325,149.79
		2,954,314.80	177,258.89		
		13,296,713.01	797,802.78	5,743,490.49	344,609.43
		1,719,700.00	103,182.00	13,482,220.00	808,933.20
				713,626.52	71,362.65
		2,941,458.49	176,487.51		
		8,376.06	502.56		
		5,948.69	356.92		
		80,000.00	4,800.00		

2

2

		2,290,098.89	137,405.93		
		777,846.00	77,784.60		
		5,109.65	306.58		
		317,257.38	19,035.44		
		282,000.00	16,920.00		
	()	1,625,798,728.36			
		2,000.00	120.00	2,000.00	120.00
		36,000.00	4,160.00	35,000.00	2,220.00
		1,221,333.33	118,933.33	1,141,333.33	110,133.33
		60,000.00	3,600.00		
		5,000.00	300.00		
		50,000.00	3,000.00		
		68,180.00	4,090.80		
		1,000,000.00	60,000.00		
		4,142.83		46,998.23	
		8,362,631.04		1,286,377.39	
				12,800.00	
				430.00	
		50,000.00			
		0,660,158.13			
8	0				

8



1	2	2,005.38	308,399.45
2	3	286,553.41	
3			
3	4		50.51
4	5	50.51	
5		445,762.95	445,762.95
		325,058,797.50	543,999,118.08

(2).

		%		%		%		%		
	325,058,797.50	100.00	10,787,094.94	3.32	314,271,702.56	543,999,118.08	100.00	7,387,618.01	1.36	536,611,500.07
	153,405,674.92	47.19		-	153,405,674.92	428,061,740.98	78.69		-	428,061,740.98
	171,653,122.58	52.81	10,787,094.94	6.28	160,866,027.64	115,937,377.10	21.31	7,387,618.01	6.37	108,549,759.09
	325,058,797.50	/	10,787,094.94	/	314,271,702.56	543,999,118.08	/	7,387,618.01	/	536,611,500.07

			%
---	153,405,674.92		-
---	171,653,122.58	10,787,094.94	

2024 00116

2023 12 31

2023 12 31

2024 3 8

1.

2.

3.

4.

Å

2.

	%
	83.17%
	91.58%

3.

:

IT

4.

5.

6.

7.

()

1.

2.

	1%	0.4%	1%	0.4%
--	----	------	----	------

3.

--	--	--	--

	"	"

1.

1.1.

1.2.

1.3.

1.4.

1.5.

2.

2.1.

2.2.

2.3.

2.4.

2.5.

1.

2.

2024

3.



南京钢铁股份有限公司

NANJING IRON AND STEEL CO., LTD.

联系地址：江苏省南京市六合区卸甲甸

电 话：025-57072073 025-57072083

传 真：025-57072064

邮政编码：210035

公司网址：www.nj600282.net

电子信箱：nggf@600282.net