


600282

**2019**



1

2

3

4

5

2.1

A			600282	/

	025-57072073	025-57072083
	nggf@600282.net	nggf@600282.net

2.2

			(%)
	42,882,142,773.35	41,194,585,952.13	4.10
	16,016,709,402.76	15,378,951,063.71	4.15
	1-6		(%)
	1,303,658,238.87	1,627,064,315.48	-19.88
	24,095,098,837.98	21,622,332,519.86	11.44
	1,840,947,793.12	2,288,455,920.34	-19.56
	1,687,529,028.42	2,242,108,984.46	-24.73
%	11.28	17.99	6.71

	0.4159	0.5179	-19.69
	0.4158	0.5170	-19.57

**2.3**

:

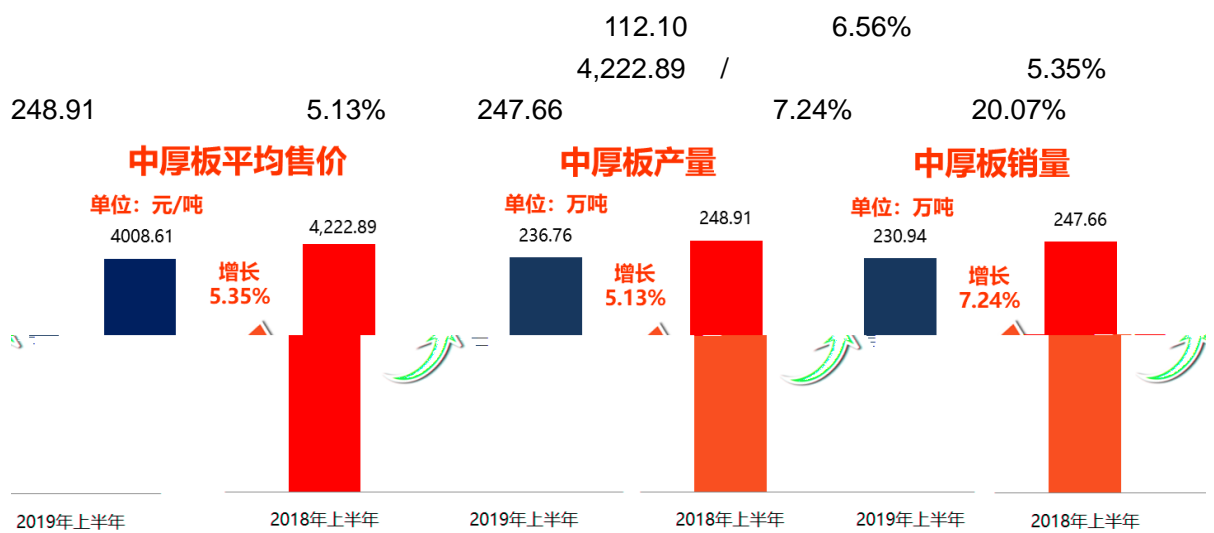
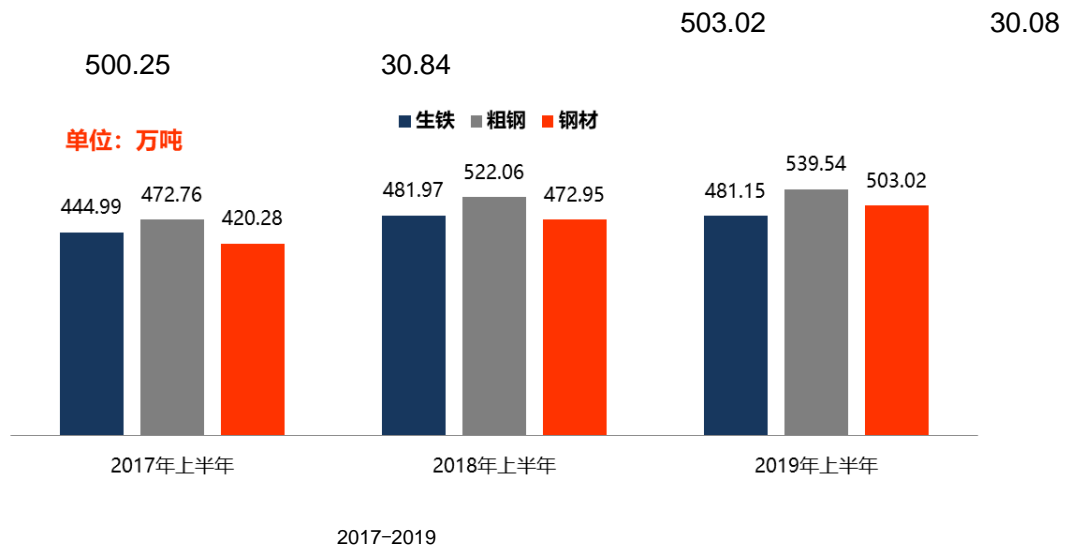
						127,090
10						
		(%)				
		40.55	1,795,351,958	0		1,795,351,958
		3.03	134,000,000	0		0
		2.74	121,167,491	0		114,179,672
2015		1.95	86,320,000	0		0
		1.20	53,132,914	0		0
		0.97	42,729,667	0		0
		0.90	40,000,000	0		0
		0.74	32,560,100	0		0
500		0.72	31,915,979	0		0
		0.62	27,400,000	0		0
			2015			

**2.4**

**2.5**

2.6

3.1



" C2M "

" JIT+C2M "

ERP 2 ERP

" JIT+C2M "

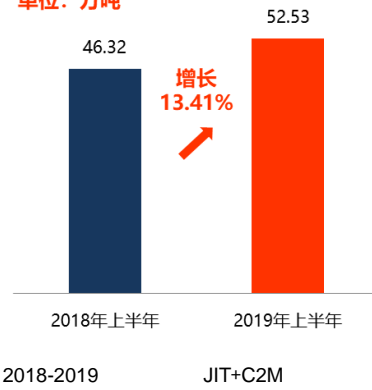
24

52.53

13.41%

## "JIT+C2M"模式定制配送量

单位: 万吨



" " " "

20.23% 240.95 18.41 11.44% 203.61 19.56%

1

539.54 481.15 0.17% 2# 503.02 6.36%

3.35% 49.86% 50.90% 52.95%

"

"

2

4.51

Big River POSCO

55

383  
76

131

107



4

"

"

28

5

70

1.5

			555.1kgce
0.2kgce	461.4kWh	22.6kWh	1.53
21.54%	12.98	55.7%	0.6

3.2

2017		22	---	
	23	---		
37	---			
		2019	1	1

2019

"

"

"

41

3.3